



NEW 57 ENCLOSED FLYBRIDGE



HAND CRAFTED BY AUSTRALIA'S MOST AWARDED LUXURY YACHT BUILDER

NEW 57 ENCLOSED FLYBRIDGE



THE FUTURE IS NOW

EDITION 16.1



## INTRODUCTION

When our highly talented team of designers and engineers first set out to create a completely new Riviera – one befitting membership of our exclusive Flybridge collection – they immediately turned to our loyal legion of blue-water cruising aficionados.

After all, who better to help chart a new course for Australia's most-awarded builder of luxury motor yachts than highly experienced members of our global family of Riviera owners?

With your valued assistance, we have comprehensively researched how, when and where you use your Riviera ... feeding all your experience, knowledge and aspirations into the design process as we strive to create for you the 'ultimate boating experience'.

What we heard is that you desire to spend more time living aboard your luxury Riviera, and that you dream of cruising even further afield ... and that you want real choices – and that this applies equally in terms of navigation and onboard systems as it does to drive packages.

Now, we present to you the supremely seaworthy, easy-to-skipper and absolutely luxurious Riviera 57 Enclosed Flybridge – in many ways she is your creation just as much as ours.

She is stylish, sophisticated and sublime ... and proudly embodies the hallmark dependability for which Riviera is internationally renowned.

Notably, the 57 is available with your choice of either conventional shaft drive or innovative pod propulsion – one of the first yachts in the world to offer owners such flexibility. Of course such world-leading thinking and creativity in design is evident right throughout this world-class Riviera, which has been built to last with global best-practice standards foremost in mind.









You'll notice her distinctive design – including her fully enclosed flybridge – that has everything in perfect proportion. Indeed, with her contemporary styling and impeccable blue-water pedigree, the robust Riviera 57 Enclosed exhibits powerful and noble lines with a muscular sheer forward and deep topside dimensions, giving her a freeboard akin to a much larger yacht altogether.

The full magnitude is complemented by the fact her hull lines run straight aft from the maximum mid-ship beam of 5.13m (16' 10"). This, in turn, provides an extremely buoyant lift and an easy planing surface, as well as great stability, enhancing her penultimate blue-water performance.

Indeed, there's less the sense of a scaled-up 50-footer as there might be of a scaled-down 60-something. (The 57's overall length with swim platform and bow sprit is actually 60'8")

## KEY FEATURES

- Sleek and stylish external design, strong robust hull with keel
- The cockpit layout creates an entirely new indoor/outdoor experience, including transom lounge and storage, wet bar with twin BBQ, fridge and ice-maker
- Large awning window and sliding glass door set in a strong stainless steel frame connects the modern aft galley with the cockpit
- Wide walk-around side decks with thoughtfully placed hand rails for added safety
- Large foredeck with optional sun pad or davit for tender
- Luxurious internal furnishings with the finest fabrics and leathers, as well as high-end appliances
- Sliding saloon windows enhance natural light and cross ventilation







- Three-stateroom, two-bathroom accommodation plan. Full-beam master stateroom with ensuite and long fixed hull windows and optional portholes
- Feature bed headboards in every stateroom, complemented by subtle LED mood lighting
- Reverse-cycle air-conditioning throughout
- Luxurious, ultra-modern flybridge enclosed on all four sides, with optional clears to fully enclose the rear deck
- Striking ergonomic helm design and centre console, excellent visibility and easy access to all controls, adjusting helm seats
- Flybridge docking station with joystick, throttles and steering wheel for IPS, or throttles and bow thruster for shaft drive, with optional EJS
- Functional storage solutions
- Thoughtful access to key service points
- Volvo Glass Cockpit navigation package – 3 x 15" multi-function displays (MFD) with Garmin sounder, transducer, and HD dome radar, with optional 17" or 19" MFD screens
- Dynamic Positioning System, Active Corrosion Protection, cruise control and auto-pilot with optional auto-trim
- CZone digital switching – with various modes and simple touch-screen operation of onboard systems, with optional iPad connectivity
- Your choice of twin Volvo Penta IPS2-950 (2 x 533kW/727hp), IPS3-1200 (2 x 662kW/900hp) or conventional CAT C12.9 shaft drive (2 x 735kW/1000hp)
- Maintenance-free battery banks
- Mastervolt battery chargers and inverter
- Fuel capacity 4000 litres (1071 US gal), water capacity 750 litres (198 US gal)
- Water-tight collision bulkhead forward
- Riviera's renowned hallmark built to last philosophy
- Backed by 5-year structural warranty
- Exclusive membership of a global family of luxury motor yacht owners
- Riviera has, over the past 35 years, launched almost 5200 luxury yachts that today cruise the seas, oceans, lakes and rivers of the world.



## TURNING UP THE VOLUME

Over 35 years of building some of the finest luxury motor yachts in the world, Riviera has made an art form of clean and uncluttered cockpits designed both for serious fun, and for serious fishing.

However, the 57 Enclosed Flybridge takes this to a whole new level, with an entirely new cockpit design that really does fulfill the dreams of any cruiser or angler.

For one thing, it's 13.13 square metres (141.3ft<sup>2</sup>) in size. You can imagine that when our talented team of designers set out to optimise this space they envisaged an entirely new indoor/outdoor experience – one that is ideal for longer range, live-aboard cruising.

So there's plenty of space for a table and, well, numerous chairs. But it's also large enough to allow a mezzanine level and L-shaped lounge, the ideal platform to take in the fishing action ... or the sunset.

Or, when underway, just an eye-widening view of the awesome, rapidly vanishing contrail of a 57-foot yacht, on song, at full throttle.

## STEPPING ABOARD

As you step from the Riviera 57 Enclosed Flybridge's large GRP swim platform through the transom door – which conveniently opens out and has a folding bridge for added safety – you'll begin to appreciate just how this clever new cockpit design utilises every piece of available space.

1. New-style transom lounge with storage locker or optional bait tank 2. Large fish bin to port 3. Lockable battery control panel and manual bilge pump placed at eye level 4. Mezzanine double barbecue, refrigeration and wet bar 5. Extensive cockpit storage and engineering access hatches 6. Engineering access starboard 7. Centre lazarette with engineering access 8. The ease of joystick maneuverability 9. Concealed and protected cockpit switches 10. Storage space under the mezzanine lounge 11. Refrigeration space under mezzanine lounge 12. The clean and uncluttered cockpit of the 57 Enclosed Flybridge – truly an entertainer's or cruiser's delight 13. Enjoy mezzanine dining for three meals a day 14. Contemplate swimming in secluded bays 15. Soak up the sunlight in complete comfort







The standard layout features a new-style three-seater transom lounge and storage bin aft, which can be converted to a live bait tank, depending on your specific needs.

Under the cockpit floor you will discover volumes of storage and engineering access – to port there is a large self-draining fish bin, with massive centre lazarette with engineering access panels and a further engineering access hatch to starboard.

Indeed, the entire yacht is virtually an Aladdin's cave. Even the cockpit flanks are full of hidden storage for tackle, equipment or lines.

Also here in the cockpit are wash-down facilities – both fresh and salt water – a double-action manual bilge pump for the engine room and both flood and courtesy lighting, while optional rod-holders and a padded bolster can be fitted to the cockpit coaming. There are recessed cleats in the aft corners so lines won't snag, as well as toe kicks for bracing as you reel in your prized catch.

The corner scuppers below the recessed cleats are covered by handsome flush stainless grates.

There's also a reinforced plate in the cockpit floor for an additional table or future game chair.

The elevated mezzanine features an L-shaped lounge to port with fridge, freezer and storage space under, as well as a folding table with cover. Behind the seat across the rear of the bulkhead is access to the lockable battery control panel and manual bilge pump. To starboard in the forward corner, a double barbecue, fridge, icemaker, rubbish bin and sink.

The cockpit is complete with a covered joystick-control docking station to port for owners who select either of the two IPS propulsion options, and triangular quarter cleats both port and starboard are standard, as are the stainless steel grab rails leading forward.



## SAFELY FORWARD

---

Wide walk-around side decks on the 57 Enclosed Flybridge feature quality 316 marine-grade highly polished stainless bow rail with mid safety wire, as well as port and starboard rails in the cockpit and above the saloon windows for your safety.

The foredeck itself has options for a moisture-resistant closed-cell foam sun pad with stainless steel rails, or low-profile hydraulic davit with a rating of 350kg (771lbs).

There are both fresh and seawater wash-down facilities conveniently located in the anchor locker, as well as rope and chain divider and the winch with hand-held remote. The 100m (328ft) of chain is 10mm (3/8") in thickness and galvanized, and there's a chain-stopper fitted to the deck. The self-loading bow roller and 45kg (100lbs) anchor are, of course, stainless, as is the chain chafe plate that helps protect the bowsprit.

Of course all the cleats and fender holders are also marine-grade stainless steel.









## STEPPING INSIDE

As you slide open the glass saloon door, set in a strong, polished stainless steel frame, you immediately sense that you are stepping into a high-end modern apartment – a creative space designed to deliver all the delights of a lavish and contemporary city lifestyle.

Immediately to port there's the aft galley – a generous and efficient two-person U-space just off to one side of the fore and aft traffic. Here, cockpit connectivity is cultivated with a wide opening glass window that brings the outdoors (and entertainment) inside, and confirms the galley as very much the 'conductor's podium' of the social scene.

The 57's galley itself is akin to a display kitchen for the latest in premium-brand appliances and conveniences, complemented by satin oak timber cabinetry with teak accents above the solid-surface bench tops. Its warm heart is a stainless steel cooking array that includes a combination oven/microwave, electric three-element induction cooktop and rangehood. The refrigeration suite features both fridge and freezer drawers and the well-placed dishwasher is within easy reach of the stainless steel sink and mixer tap.

Directly opposite to starboard is an extension to the galley with further fridge and freezer drawers. These operate smoothly, as does all the cabinetry that slides open and shut on the 57, on soft-close runners.

But, then, everything on the Riviera 57 Enclosed Flybridge is intended to run smoothly.

### Wide open welcome

Opposite the galley, to starboard, is the stylish internal staircase that ascends to the flybridge. Carefully designed to minimise any 'closed-in' feeling or obscuring of views from the saloon, this floating teak tread staircase is elegantly suspended on polished stainless rails and strong steel supports encased in timber.

While this tempts us to head straight upstairs, we'll come to the flybridge shortly, because right ahead of the galley and staircase







the Riviera 57 Enclosed opens its arms wide to welcome you into the spacious and luxuriously furnished saloon.

Here, to port, is a capital C-shaped deluxe dinette (convertible to a double sleeping berth) encircling a drop-down table that can easily wine and dine six. Opposite, to starboard, is a generous L-shaped settee that provides ultimate comfort for at least five people.

Sink into any of these lounges and you can quickly appreciate the generous depth of padding and tailored upholstery, including the headlining, which make the yacht feel so plush and sumptuous.

You'll be forgiven for not noticing the storage underneath the lounge, but then this is all part of the clever, unobtrusive way the 57 delivers clever lifestyle solutions.

From the saloon seating arrangements, (as well as from the cockpit) you also have a clear view not only of the almost 360-degree water-view vista, but the massive, wide-screen 48" LED TV that rises electronically from the forward dash, creating a floating sports arena or movie theatre experience that is enhanced by the Yamaha AV receiver with two zones and party function and subwoofer-enriched, 5-speaker Bose high-fidelity audio system, with Apple TV and WiFi router.

If you wish, you can open the sliding glass side windows to enhance the flow of fresh air and, in tandem with the huge windscreen forward, draw in plenty of natural light to heighten the sense of saloon spaciousness, but can also be screened for privacy.

Or you may prefer to relax in air-conditioned comfort, which is also a standard feature throughout all living areas of the luxurious 57 Enclosed Flybridge.

1. The gourmet galley places the chef right in the heart of the social scene amidst premium appliances, solid surface bench tops and satin oak timber cabinetry with teak accents
2. A spacious and luxurious saloon is filled with natural light and fresh air via the 57's huge windscreen and side sliding glass windows



## STEPPING BELOW

The extent of natural light filtering through the saloon and into the atrium also flows through to the 57's wide companionway and into the accommodation deck.

Here, concealed behind the beautiful satin oak cabinetry yet very accessible when it's needed, is a combination washer-dryer to ensure your complete comfort whilst enjoying extended time aboard, and even more shelf space for storage or, if desired, for a separate dryer.

### Calming retreat within a retreat

The master stateroom, again defying convention for a vessel of this size, luxuriates right across the full beam. This sanctuary is accessed by its very own short, half-turn private staircase, continuing below the main companionway.

The master's king-size island bed with innerspring mattress and upholstered headboard detailing is set in the gentle 'sweet spot' right amidships, with real dancing room either side; even allowing storage cabinetry along both perimeters.


The master also has long hull windows each side with optional opening portholes, as well as its own sofa, 32" LED TV integrated into a home theatre system and full walk-in cedar-lined wardrobe with full mirror and shoe racks.

Magnetic door holders on all doors are a nice touch too.

This stately master is a totally self-contained getaway space, served by its own private ensuite with solid surface non-slip floor (set slightly lower to contain water), vanity unit with porcelain feature sink with premium-brand fittings, as well as a separate frameless glass, large-scale shower stall.

Indeed, all the comforts of home.

1. The private master ensuite 2. Frameless glass shower stall in the master ensuite 3. Walk-in cedar-lined wardrobe 4. Plenty of hanging space 5. The magnificent, full-beam master stateroom features a king-sized island bed, private sofa to starboard, long, stylish windows and optional opening portholes each side









## Complete retreat

The forward guest stateroom (or VIP suite, if they're very favoured friends) mirrors the level of luxury in the master.

Positioning a queen-size walk-around bed with innerspring mattress in pride of place, again with good side access, the VIP stateroom has plenty of fragrant, cedar-lined, gown-length hanging space, bedside tables with timber tops and also its own ensuite bathroom which, with two-way entry, also serves as the day head.

Natural light filters into the VIP stateroom courtesy of fixed hull windows with tinted, tempered glass with blinds for privacy, while fresh air is delivered through two hatches, which can also be screened for privacy, complemented by reading and overhead lighting.

The air-conditioned VIP also has a 22" LED TV/DVD combination unit and stereo with iPod interface, including two speakers.

## Accommodation for all

The starboard guest stateroom is also air-conditioned and features adult-sized upper and lower beds, also with innerspring mattresses.

This stateroom also has a mirror and drawers, a hanging locker with LED lighting and drawers below, a hatch with Oceanair blind, reading and overhead lighting.

Here there's a choice for a 19" LED TV/DVD combo and stereo with Bluetooth interface, including two speakers.

1. Starboard stateroom with adult-sized upper and lower beds
2. The VIP ensuite features two-way entry to double as the day head
3. Clever storage with convenient and concealed maintenance access hatches that are located throughout the yacht
4. and 5. Combination washer-dryer concealed behind the companionway cabinetry, with space for a separate dryer if desired
6. VIP suite positions a queen-sized walk-around bed in pride of place, with stylish fixed hull windows and hatched for fresh air, which can be screened for privacy.









## FUTURISTIC FLYBRIDGE

The Riviera 57's fully enclosed flybridge is another complete revelation and, at first, you'll think you're still down in the saloon ... so generous is the space.

But blink and check again – there's a superbly crafted helm station up here, set fully forward for the cruiser and comprising state-of-the-art technology that includes the full features of the innovative glass bridge navigation and CZone digital switching systems.

We shall go into detail on this state-of-the-art technology when we sit you at the fully adjustable skipper's seat shortly, but first try the flybridge's enormously comfortable L-shaped lounge, which has convenient and clever rod or general storage underneath, table and slumber seat with fridge forward, which is ideal for relaxing in total comfort whilst passage-making.

There's also a wet bar aft with sink and secure glass bottle storage, all serving to keep you refreshed while under way. Nice and close to the staircase, the galley can easily feed prepared delicacies up to the gathering – simply send your request via intercom.

And if you desire your own personal soundtrack to the view: the air-conditioned flybridge area also sports an entertainment system embracing 28" LED TV, AM/FM/DVD/CD and iPod interface stereo with 4 speakers and a remote to the helm.

Now look up: just as subtly integrated is a huge sliding electric sunroof which, together with slide-open side windows, creates a virtual sky lounge full of light, space and fresh air.

You will also notice the padded headlining above the helm has red night-vision lighting.

Aft is a rear awning window and sliding door – also set in strong and highly polished stainless steel frames – that open out to the teak-laid rear deck of the flybridge, where there is a large lounge and aft docking station with joystick, throttles and steering wheel for IPS, or throttles and bow thruster for the shaft-drive model. Clears, with zipper-opening panels, can be fitted here should you wish to expand the flybridge space even further.







## Please, take your seat

The impressive and ergonomic helm of the 57 Enclosed Flybridge features two fully adjustable chairs – one for the skipper and one for their companion – each with arm and foot rests and from which all essential navigational and systems controls are within easy reach of the skipper.

Here you will also find convenient drink-holders, a centre console and a moulded recess forward for mobile phones, ensuring everything is right where it should be when you need it.

Looking out through the three massive clear, tempered glass windscreens, you'll find excellent forward visibility.

Then divert your eyes to the console and dash, which has enough room for three massive 19" multi-function display screens, as well as dedicated switches for the horn and pantographic wipers with intermittent settings, the overhead and navigation lights and also the intercom to both the galley and engine room.

The 57 Enclosed features advanced onboard systems as standard inclusions, including the innovative glass bridge. However, we also understand that specific electronics can be very much a personal choice and for this reason we offer a comprehensive range of factory-fitted electronic packages – everything from futuristic fish-finders and state-of-the-art radars to underwater lighting and night vision cameras.

1. The 57's fully enclosed flybridge is a true 'sky lounge' and features a superbly crafted helm, comfortable L-shaped lounge with dinette, slumber seat forward and wet bar aft and to starboard 2. The aft flybridge deck features a three-seater lounge and is connected to the internal flybridge via an opening awning window set in stainless steel frame 3. Aft docking station 4. Clever storage solutions abound throughout the 57 5. Captain in style from the adjustable helm seat with panoramic windscreens and with ultramodern marine navigation technology all at your fingertips 6. The 57's flybridge is generous in space and features its own premium entertainment system and luxury lifestyle appointments 7. Sports-inspired helm with centre console and 3 x 15" multi-function displays offering glass bridge marine navigation systems





## THE POWER IS YOURS

The power is yours – pod or shaft drive

The Riviera 57 allows for owners to select their personal preference of either pod or conventional shaft drive propulsion to suit their specific geographic regions.

There are three choices for a drive package for the 57 Enclosed Flybridge:

### Pod drive options

IPS2-950 (533kW/725hp x 2)

with D11 engines

IPS2-1200 (662kW/900hp x 2)

with D13 engines

### Shaft drive options

CAT C12.9 (735kW/1000hp x 2)

shaft drive propulsion

## WINDOW TO THE FUTURE

State-of-the-art glass bridge navigation systems very much confirm Riviera's commitment to emerging technology with dependability and easy-to-use functionality – all designed to enhance your time aboard. And it certainly places the supremely seaworthy Riviera 57 Enclosed Flybridge at the very forefront of world-class recreational motor yachts of this size.

IPS already offers the joys of joystick maneuverability, Dynamic Positioning System for station-holding while preparing lines and fenders or while waiting off a fuel jetty, as well Anti-Corrosion Protection



and Auto-Pilot, and optional auto-trimming features.

However, the glass bridge takes the overview and control of engines and navigation, including optional charts, sonar and radar (even auto-pilot) to extraordinary new heights ... and all in one place.

In the case of IPS, it also extends to auto-trim and full joystick steering whilst under way, as well as the outstanding maneuverability of SportFish mode, and the clean presentation of bait using the bypass exhaust features of Clear Wake.

The shaft drive 57 Enclosed Flybridge models – also with glass touch-screen navigation features at the bridge – have twin controls operating bow and stern thrusters both at the helm and aft flybridge docking station, as well as Electronic Vessel Control (EVC) levers integrating with cruise control, low-speed mode and single-lever mode.

Courtesy of the Quickshift gearboxes, owners of the 57 Enclosed shaft drive models with CAT C12.9 engines also have the choice to incorporate Twin Disc's Express Joystick System (EJS) which smoothly and simultaneously actuates and controls engines, transmissions, propellers and thrusters, enabling a skipper to easily, precisely and confidently manoeuvre the yacht in challenging docking situations.



## STEP INTO THE FUTURE

The fully integrated CZone digital switching system enhances the ease of monitoring and operation of the Riviera 57's onboard systems even further, extending centralised touch-screen control to lighting, pumps, batteries, entertainment systems and appliances.

CZone allows owners to operate multiple circuits at a touch, energising all lighting and electrics depending on your requirements. It comes pre-programmed with three Modes – “entertaining”, “cruising” and “dock unattended” – and these modes can be customised by the owner so the system works exactly how you want.

There's also a “service” mode that shuts down all power and systems. Other user-friendly features include interior light-dimming, timer controls, automated circuit control, wiper speed and wash functions.

There are two CZone panels on board the Riviera 57 – one in the galley and one at the helm with the option of additional iPad connectivity.



## ELECTRICAL EXCELLENCE

CZone's state-of-the-art technology also encompasses monitoring of the Riviera 57's maintenance-free battery banks which are individually housed in special battery boxes in accordance with American Boating and Yacht Council (ABYC) standards, as well as the European Union's CE conformity mark, which incorporates the International Organisation for Standardization's ISO guidelines.

The 57 Enclosed Flybridge includes six house batteries, self-monitoring Mastervolt charging system, plus dedicated engine alternators for each battery bank.

Additionally, 24-volt house power with house battery bank measuring 675Ahr AGM allows for simpler charging, lower current draw and smaller cables, providing reduced weight when compared to equivalent 12-volt systems. All battery banks are individually isolated at the main battery panel located in the cockpit, providing security in the unlikely event that one engine shuts down. This peace of mind is enhanced by the emergency paralleling switches between all battery banks ... just in case you are ever faced with a flat battery bank.

The 57 Enclosed's standard Mastervolt AC-DC inverter (5kW 230V 50HZ/4kW 110V 60HZ) provides power to the icemaker, entertainment systems and all outlets onboard, ensuring watching television while relaxing quietly at anchor or in a marina is now whisper-quiet.





The air-conditioning, cooking appliances and many more comforts of home are powered by the Onan 17.5kW (75 Amp 50HZ) generator, which features a water separating muffler, sound shield, remote stop-start function, diagnostics and hour meter.

LED lights also provide trouble-free boating while reducing electrical current draw. The lamps use less than 10 per cent of the power required to run a bulb lamp – no bulbs means no maintenance and long service life.

Additionally, Residual Current Device/ Ground Fault Circuit interrupter (RCD/ GFCI) protection installed throughout the entire yacht complies with stringent international standards for safer boating.



## ENGINEERING EXCELLENCE

The flow-coated engine room, with acoustic and thermal insulation and LED lighting, can be accessed through a hatch in the cockpit mezzanine floor which, even when open, maintains walk-through access to the saloon.

Stepping down the stainless steel ladder, you will begin to appreciate the careful consideration for which Riviera is renowned globally in terms of its engine rooms. With plenty of room to move, you'll note that all through-hull fittings on or below the waterline are fitted with ball valves, all hoses are double clamped, and all the wiring coded, numbered and assembled in looms to ensure hassle-free maintenance and repairs.

You will also find a fresh water tap and hose, feeding off a 750-litre (198 US gal) freshwater tank which has a 230V (110V) AC pump powered from the inverter, as well as a back-up freshwater pump (24VDC).

The Riviera 57, which has dual Racor fuel filters as standard, has a massive fuel capacity of 4000 litres (1071 gallons), including a long-range tank forward under the master bed that can be easily transferred to the two wing day tanks via two pumps, and which are balanced to a further day tank. The fuel gauge is connected to and monitored at the helm via the Glass Cockpit, and there's also a sight gauge on each wing tank for added peace of mind.

The impressive commercial air intake system of the 57 Enclosed helps to keep the engine room temperature well below the engine manufacturer's formal



recommendation, and also helps reduce fuel consumption even further, while the air-conditioning units are mounted high so gravity feeds condensation water out the side.

An advanced mist elimination system with veins draws moisture from the air and feeds directly overboard. All onboard drains including air-conditioning compressors feed into the common drain lines located on either side of the yacht and drain aft. Four automatic bilge pumps with manual override are located at various points throughout the hull and pump directly overboard.

There's even plenty of space for a gyroscopic stabiliser – yet another example of how Riviera is ready to embrace all innovations that make boating even more enjoyable.

## IMPECCABLE PEDIGREE

The 57 Enclosed Flybridge's confident poise is just as evident offshore as it is at anchor – her solid and robust hull with keel is the evolution of Riviera's rich 35-year heritage in building world-class luxury motor yachts that are proven in the tough Australian blue-water conditions.

Our leading-edge technology and legendary build quality combines super-strong hand layups with solid GRP hull below the waterline, structural core material in the hull flanks, main deck and hardtop, as well as precisely fitted, lightweight resin transfer-moulded small parts that are pre-fitted for a perfect seal when all major components are bonded together.



Reliability and reassurance are further engineered in, in the form of independent compartment modules throughout the hull as well as a watertight collision bulkhead forward.

Riviera's moulding technology also helps to precisely replicate the exact lines lofted from our design software, and this accuracy is flawlessly reflected in the deep gloss of the final isophthalic gelcoat exterior.

Even before a single piece of timber was cut for the plug work, the 57 was created in-house using industry-leading Unigraphics 3D computer software, allowing Riviera's team of talented and passionate designers and engineers to put to purpose every amount of available space, with a firm focus on convenient access to every key maintenance point so any issues can be quickly identified and addressed, and service costs are kept to a minimum.

Of course, this thoughtful consideration for our Riviera family of owners is a key part of our ethos of doing all we can to help our valued owners achieve ... 'the ultimate boating experience'.





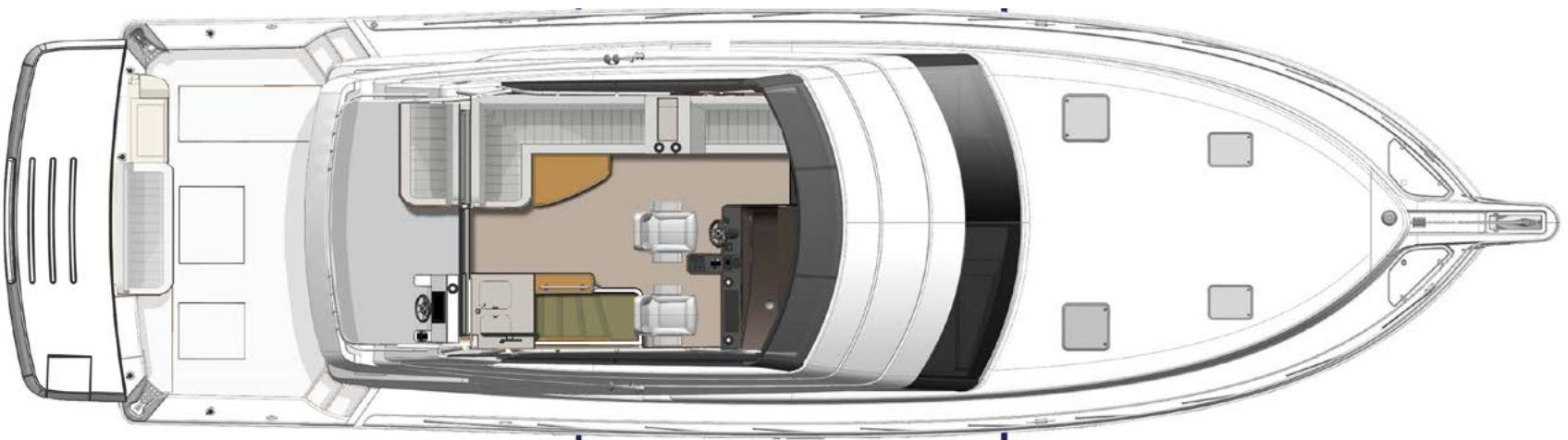
Standard Volvo IPS drive





Optional Volvo D13 shaft drive









Standard Volvo IPS pod drive with optional gyro



Optional Volvo D13 shaft drive



## CRAFTED WITH PASSION

The premium quality of our owner care at Riviera is directly commensurate with the quality of our built-to-last, world-class luxury motor yachts.

Your experience of dealing with Riviera – from the selection of options, electronics and décor all the way through to routine maintenance and repairs – will be undertaken with the utmost care.

Our highly skilled team at our world-class, 14-hectare manufacturing facility on Australia's Gold Coast consults with internationally acclaimed naval architects, designers and engineers. Consultation with our global family of yacht owners also plays an important part in our new model development program.


This ensures Riviera continues to exceed the constantly evolving desires of luxury motor yacht aficionados worldwide.

## AWARDED FOR EXCELLENCE

Riviera's vast collection of local, national and international awards is testament to the pride and passion that goes into creating our premium range of luxury motor yachts. These awards span world-best practices in the spheres of education and training, employment, innovative manufacturing techniques, quality of workmanship and pioneering design.

## THE EVOLUTION OF AUSTRALIA'S RIVIERA

SINCE 1980







The home of Riviera – our 14-hectare, state-of-the-art manufacturing facility on the Gold Coast of Queensland, Australia. This is the largest facility of its kind in the Southern Hemisphere. Each year in May, this world-class facility plays host to the educational and fun-filled Riviera Festival of Boating and the enormous Gold Coast International Marine Expo.




## RIVIERA'S ETHOS INSPIRES CONFIDENCE

In the global luxury motor yacht market, the name Riviera stands synonymous on an international scale with hallmark luxury, technology, ease of operation, blue-water sea-keeping ability and unrivalled owner support.

This has not come about by chance – underpinning our remarkable success is an ethos of excellence reflected throughout our rich 36-year heritage and the launch of almost 5200 motor yachts that today can be seen cruising the oceans, seas, rivers and lakes of the world.

Our rigorous pursuit of the highest possible standards relates equally to the quality of materials, workmanship and technology that goes into building every new Riviera as it does to our commitment to our people and our ethical dealings, to our social and environmental sustainability, and to our renowned customer care.

This is a key part of what we like to call: 'the ultimate boating experience'.







The growing Riviera global network of dealers now spans 60 countries. Find a dealer near you at [RivieraAustralia.com](http://RivieraAustralia.com)







## ELECTRONICS

Electronics play an ever-increasing role in the pleasure, performance and safety of luxury boats, and the choice of equipment that is available today is vast. In fact, selecting the equipment that meets your needs can be a very challenging task. Riviera's electronics experts are here to help; we source the best systems and products from around the world; we help match technology to individual requirements and work closely with Riviera's global Dealer Network to create systems that maximise your pleasure and safety.



## GENUINE PARTS | ACCESSORIES

A passion for quality and good design steers everything we do at Riviera — and this is reflected in our exclusive range of clothing, accessories and decor items. If you love your Riviera, you'll feel at home with the Riviera Collection: casual yet stylish, comfortable, practical and made to withstand the rigours of boating life.

The Accessory and Decor Collection ranges from a storm jacket to stylish crockery. To make your luxury Riviera or Belize truly your own, we offer a wide choice of fabrics, finishes and color schemes that allow you to customise your yacht. Of course, we also have experienced designers who can advise and assist with your individual selection.

It is a real pleasure to own and use things that are aesthetically pleasing, work well and last – and because it is only appropriate that such qualities are found on board a Riviera or Belize, we supervise each individual interior scheme from creation to installation.

Riviera has the total leisure and style solution.

**RivieraParts.com.au**







## THE RIVIERA EXPERIENCE

When you buy a Riviera or Belize, you really are joining a family.

Through our global network of dealers spanning some 60 countries and every continent of the world, owners of our world-class Riviera and Belize luxury yachts regularly receive exclusive invitations to our renowned educational workshops and seminars, as well as fun-filled social events to celebrate life with like-minded people.

This unrivalled owner support also extends to our special Experience events, where the sheer exhilaration of blue-water cruising can be enjoyed with the reassuring confidence of knowing experienced skippers and engineers are always close at hand.

Of course these are the passages that create very special memories that last a lifetime and, importantly, are often the catalyst for long-lasting friendships.

This is a key part of how we strive to help Riviera and Belize owners to enjoy all the rich and rewarding benefits that only boating can offer.





## 57 Enclosed Flybridge

### SPECIFICATIONS

Length Overall <small>(inc. swim platform and bow sprit)</small>	18.50 m	60' 8"
Lh to ISO8666 *	17.20 m	56' 5"
Beam <small>(inc. gunwale)</small>	5.13 m	16' 10"
Maximum Draft <small>(inc. props)</small>	1.58 m	5' 2"
Dry Weight ** <small>(approx.)</small>	29,360 kg	64,700 lb
Fuel Capacity ***	4,000 L	1057 US gal
Water Capacity <small>(minimum)</small>	750 L	198 US gal
Holding Tank Capacity	500 L	132 US gal
Sleeping Capacity	6 persons	
Cockpit Area	9.53 m <sup>2</sup>	102.5 ft <sup>2</sup>
Mezzanine Deck	3.60 m <sup>2</sup>	38.8 ft <sup>2</sup>
Total	13.13 m <sup>2</sup>	141.3 ft <sup>2</sup>
Bridge Clearance	5.91 m	19' 5"
Engine Options		
Volvo Penta IPS950 x 2	533 kW	725 hp each
Volvo Penta IPS1200 x 2	662 kW	900 hp
CAT C12.9 Shaft Drive x 2	735 kW	1000 hp

#### Riviera Clarification of Specification

\*Length of the hull (Lh) to ISO8666: Includes all structural and integral parts (ie. the moulded length of the hull). It excludes parts that can be removed in a non-destructive manner without affecting the structural integrity of the craft, eg. pulpits, outdrives, driving platforms, rubbing strakes.

\*\*Dry weight represents the estimated minimum weight of a boat with standard engines and options, no fuel or water on board, no equipment or provisions and no personnel. The stated dry weight may be exceeded.

\*\*\*Denotes net tank capacity. For useable capacity do not rely on more than 90% of tank capacity. Actual capacity will vary according to boat trim and sea state.

Speeds are subject to normal weather conditions, fuel and/or water levels, passengers and equipment loads.

Refer to your Riviera Owner's Manual and your Dealer for height to hardtop and maximum height details.

The specifications in this document are not complete or definitive and are subject to change without notice and therefore may not be current. Riviera will not be liable (in contract, tort or otherwise) for any loss resulting from the inaccuracy of any information contained in this document.

Specifications may vary on a regional basis. Some images in this brochure may include non-standard or after-market options.

#### Warnings

Riviera is committed to building the best luxury cruisers, tailored to suit specific countries and their individual compliance laws and regulations. Riviera equipment and build specifications approved for one country may not be compliant with another country's safety and equipment regulations and as such those cruisers may have no recourse to Riviera extensive manufacturer's warranties.

Each country and State has different safety equipment standards.

It is important that you ensure the requirements in your jurisdiction are met prior to the vessel being used.



### Limited Express Warranty

Riviera Australia Pty Ltd. A.C.N. 139 663 906 (Riviera) makes this Limited Express Warranty (Warranty) to the original retail purchaser of a vessel manufactured by Riviera, provided the vessel is purchased from an authorised Riviera dealer and said first retail purchaser registers this Warranty with Riviera within 30 days of the purchase. This Warranty is the only warranty provided by Riviera, express or implied, with respect to any vessel manufactured by Riviera.

### Five Year Limited Structural Warranty:

Riviera warrants to the first retail purchaser that for five (5) years after the date of delivery to the first retail purchaser, and for the period before it is delivered to the first retail purchaser, that the hull, deck, flybridge and hardtop shall be free from structural defects due to material or workmanship, under normal non-commercial use, that result in any delamination or separation of the stringers or composite structure.

A structural defect includes the following:

- structural failure of the fibreglass hull, deck, flybridge and hardtop
- structural failure of any parts glassed onto the above components, or
- structural failure of the joints between any of the above components.

The structural warranty does not apply to the following:

- A water leak through the joints between the hull, deck, flybridge and hardtop
- Fibreglass small parts failures

- Parts that are not manufactured by Riviera;
- Interior failures, window or hatch failures
- Damage resulting from misuse, abuse, negligence, improper docking, alteration, vandalism, accident or lack of performance of normal maintenance
- Any charges incurred by any vessel returned to the factory, dealer or authorised agent for inspection prior to authorisation of warranty repairs
- The cost of removal or reinstatement of a part, or disassembly or reassembly of the unit of which it is a component
- Heat and/or sun damage to the hull and/or gelcoat on hulls that are painted a dark colour
- Owners other than the first retail purchaser, or in relation to the hull only, subsequent owners to whom the structural warranty of the Hull has been validly transferred in accordance with this Warranty
- Any vessels sold to the first retail purchaser by anyone other than a Riviera dealer listed on <http://riviera.com.au> on the date of the purchase (Authorised Riviera Dealer), or
- Any item which Riviera has not been notified of within thirty (30) days of the issue becoming apparent.

The above list is not intended to be exhaustive and Riviera may, at its absolute discretion, elect to refuse any warranty claim whatsoever.

Vessels that go into a syndication or shared ownership program are entitled to the standard five-year structural warranty, subject to fair wear and tear on the vessel.

### Transfer of Structural Warranty:

In reference to the structural warranty of the hull ONLY, Riviera may agree in its sole and absolute discretion, to transfer the hull warranty to a subsequent owner of a vessel, who purchases the vessel from an Authorised Riviera Dealer, upon application and payment of a \$1000 Australian dollar transfer fee. Such transfer will only be effective upon confirmation in writing from Riviera. Where Riviera does approve the transfer of the remaining term of the hull warranty to a subsequent owner in writing, then such hull warranty will be transferred for a period of not more than a total period of five (5) years from the date an Authorised Riviera Dealer first delivered the vessel to the first retail purchaser.

### One Year Limited Non-Structural Warranty

Riviera warrants that for one (1) year after the date of delivery to the first retail purchaser, and for the period before it is delivered to the first retail purchaser, all vessel components manufactured by Riviera shall be free from defects due to material or workmanship under normal non-commercial use. On components not manufactured by Riviera, Riviera shall assign to the first retail purchaser the warranties extended by those manufacturers as allowed.

The non-structural warranty does not apply to the following:

- Parts that are not manufactured by Riviera
- Any charges incurred by any vessel returned to the factory, dealer or authorised agent for inspection prior to authorisation of warranty repairs

- The cost of removal or reinstatement of a part, or disassembly or reassembly of the unit of which it is a component
- Heat and/or sun damage to the hull and/or gelcoat on hulls that are painted a dark colour
- The installation of any equipment by a dealer or other installer
- Any installation of products not to Riviera's recommended specifications, because of the possibility that the use of these Products will exceed Riviera or government specification for overpowering, steering, handling, speed and safety
- Owners other than the first retail purchaser
- Any vessels sold to the first retail purchaser by anyone other than an Authorised Riviera Dealer
- Any item which Riviera has not been notified of within thirty (30) days of the issue becoming apparent.

The non-structural warranty for vessels that go into a syndication or shared ownership program expires after the earlier of two-hundred and fifty (250) hours of use or six (6) months from the date of delivery to the syndication or shared ownership program, whichever occurs first.







Our PASSION  
To create the *ultimate*  
boating experience.

