



THRILL OF **XO**

THE BEST PERFORMANCE.

IN ALL CONDITIONS.



THE THRILL OF DRIVING

XO Boat is a high-performance premium boat designed for all-year-round use in all weather conditions — with handling that others can only dream about.

Our unique design begins with the superior hydrodynamics of the hull, and results in an unrivalled driving experience. The durability of our aluminium V-hull has been tested under the most demanding conditions. Visually stunning, the uniquely impressive looks of the XO Boat turns heads with its beautiful design and high-quality materials.

XO Boat offers a driving experience that gives you full control, regardless of weather or speed. The functional features combine with the most impressive design in its class to offer something extraordinary — the experience, joy and freedom of driving.

The Thrill of Driving.

PERFORMANCE DESIGN STRENGTH



AWARD-WINNING COMBINATION

Our focus has always been on the best design, performance and strength. A design that results to the best driving experience on the sea.

We are proud to say our work hasn't gone unnoticed: XO has earned awards and nominations around the world.



XO 240 Open & XO 240 Cabin

*Winner of Motorboat
of the Year 2013*

Category
'Performance & Superboat'



XO 270 Cabin

*Finalist of Motorboat
of the Year 2014*

Category
'Performance'



"It's so good to drive it's breathtaking.
XO has nailed every individual component
that makes driving a boat so pleasurable."

"In short it's one of the best boats
we've ever driven."

MOTOR BOAT & YACHTING, SEPTEMBER 2013



HIGH-QUALITY ALUMINIUM HULLS

MORE THAN MEETS THE EYE

The most important part of an XO is its hull and the way it is constructed. This is hidden beneath the inner module. By using aluminium, we are able to build our hulls stronger and lighter than we could with traditional GRP materials.

XO hulls are silent, even in tough conditions. They are impact resistant and ready for all-year-around use. Aluminium is the choice of professionals, widely used in commercial crafts around the world.

—

XO hulls are manufactured using the best quality marine aluminium (AlMg4,5/5083), that has a maximum design stress of 113 MPa (ISO 12215-5), 57% higher than the more commonly used aluminium grade 5754. All XO models are manufactured with an 8 mm thick keel, 5 mm bottom panels and 4 mm side panels, and are reinforced with honeycomb sheets.

> STRENGTH

Aluminium alloys provide the strength of steel, at just a third of the weight.

> DURABILITY


Aluminium is strong and highly resistant to impact. It doesn't rust, corrode, crack, rot or perish and is completely fire-resistant. It's able to withstand temperatures ranging from below freezing to over 200°C

> LIGHTWEIGHT

Aluminium minimises the total weight of the boat, making it fuel efficient, which reduces energy consumption and greenhouse gas emissions.

> CORROSION-RESISTANT

The metal's natural coating of aluminium oxide provides a highly effective barrier to the ravages of air, temperature, moisture and chemicals.





XO 270 FRONT CABIN

9

Experience the unique performance and design.
Our flagship comes with a front cabin for longer adventures

NEW VERSATILITY AND COMFORT FOR OVERNIGHT STAYS

The XO 270 Front Cabin offers the same great sea performance as the XO 270 Cabin, but with additional convenience for overnight stays. The boat can host up to 10 people and in the spacious front cabin there is well enough space for two people to sleep.

The new model also includes functional living facilities and related convenience equipment, such as the optional galley kitchen, refrigerator, pressurised water, toilet and a front anchor winch. The technical design is based on the XO 270 Cabin model.





XO 270 FRONT CABIN OB



SPECIFICATIONS
XO 270 FRONT CABIN & XO 270 FRONT CABIN OB



MEASUREMENTS		STANDARD EQUIPMENT																																																				
XO 270 FRONT CABIN		<ul style="list-style-type: none">Professional grade AIMg4.5/5083 Marine Aluminium hullProfessional standard hull thickness of 5 mm and 4 mmProfessional specification oversized stringers and bulkheadsSelf draining Flexiteek outer deckLarge storage compartment on port side, optional WCBlack sliding door aft with stainless steel handle, toughened glassDouble moulded white coloured roof with three air vents and four roof lightsTwin sliding roof hatches, tinted and toughened glassPassenger side sofa with foldable backrestSB side sofa behind driver's seat, optional storage lockersTable in saloonBlack rubber mat in saloonIntegrated Nextel painted dashboard, with flush aluminium decor stripChartlightDefroster **Nextel painted port side panels, with flush aluminium decor strip and window panel to port side locker/WCRotary type switches on dashboard		<ul style="list-style-type: none">Laser marked switch symbols on aluminium stripToughened glass windscreens with black aluminium framingExclusive Isotta steering wheel with embossed XO logoSunbrella fabrics with XO embroideryHydraulic steeringSteering wheel with tilt functionHydraulic trimtabs with led indicator panelSB & port side windshield wipersLarge main switch unit and automatic fuse panel with XO designTwo batteries **Large black rub railLED running lightsPolished stainless steel pushpit & pulpitsPolished stainless steel targa arch with base for radar and navigation equipmentPolished stainless steel bathing / rescue ladderFixed aluminium fuel tank(s), with bolted service hatch and fuel level sensor and gaugeLarge service hatch for fuel tank and battery compartmentsTwin fuel fillers on deck12v power outlet on dashboardCompassDefroster 10 kW **Bilge pumps, manual and electric6 x mooring cleats	<ul style="list-style-type: none">Automatic fire extinguisher in engine compartment **2 kg fire extinguisherAluminium anodes on trimtabs and hullSecurmark security marking	<ul style="list-style-type: none">with pentry moduleFlexiteek on inner deckFloor mats in saloonGrammer adjustable suspension seatsHull accent, 3M carbon coloursAntifoulingEstech teak designLarge rubber fender in bowXO mooring kit																																																
XO 270 FRONT CABIN OB				OPTIONAL EQUIPMENT																																																		
<table><tr><td>Length</td><td>8,60 m</td></tr><tr><td>Beam</td><td>2,59 m</td></tr><tr><td>Height above waterline</td><td>2,50-2,75* m</td></tr><tr><td>Weight (excl. engines)</td><td>2 250 kg</td></tr><tr><td>Draft</td><td>0,95 m</td></tr><tr><td>HP recommendations, single</td><td>250-350 hp</td></tr><tr><td>HP recommendations, twin</td><td>150-250 hp</td></tr><tr><td>Fuel tank</td><td>2 x 225 L</td></tr><tr><td>Max load</td><td>10 pers</td></tr><tr><td>Berths</td><td>2 + 2</td></tr><tr><td>Deadrise at transom</td><td>24°</td></tr><tr><td>CE category</td><td>C</td></tr></table>		Length	8,60 m	Beam	2,59 m	Height above waterline	2,50-2,75* m	Weight (excl. engines)	2 250 kg	Draft	0,95 m	HP recommendations, single	250-350 hp	HP recommendations, twin	150-250 hp	Fuel tank	2 x 225 L	Max load	10 pers	Berths	2 + 2	Deadrise at transom	24°	CE category	C	<table><tr><td>Length</td><td>8,60 m</td></tr><tr><td>Beam</td><td>2,59 m</td></tr><tr><td>Height above waterline</td><td>2,50-2,75* m</td></tr><tr><td>Weight (excl. engines)</td><td>2 250 kg</td></tr><tr><td>Draft</td><td>0,95 m</td></tr><tr><td>HP recommendations, single</td><td>250-350 hp</td></tr><tr><td>HP recommendations, twin</td><td>150-250 hp</td></tr><tr><td>Fuel tank</td><td>2 x 225 L</td></tr><tr><td>Max load</td><td>10 pers</td></tr><tr><td>Berths</td><td>2 + 2</td></tr><tr><td>Deadrise at transom</td><td>24°</td></tr><tr><td>CE category</td><td>C</td></tr></table>		Length	8,60 m	Beam	2,59 m	Height above waterline	2,50-2,75* m	Weight (excl. engines)	2 250 kg	Draft	0,95 m	HP recommendations, single	250-350 hp	HP recommendations, twin	150-250 hp	Fuel tank	2 x 225 L	Max load	10 pers	Berths	2 + 2	Deadrise at transom	24°	CE category	C	<ul style="list-style-type: none">Simrad electronicsShorepower 220 v, with 25 ah chargerFusion Marine Audio systemsACS R automatic trimtab controlExtra seating, aft deckFolding seats on aft deck *Back gatesFlagpoleBlack Line targa and railsAnchorwinch, el. aft, incl. remote controlAnchor winch, el. front, complete incl. remote control *Bow thruster3 x Hella Luminator Chromium extra lightsSearchlight, remote controlledLED searchlightLED aft lightGrab rails on the roofWebasto heaterElectrical WC with septic tankPentry module inc. stove, sink, fresh water pressure systemHotwater 15 L		<p>* Not on 270 Front Cabin models</p> <p>** Not on 270 Front Cabin OB models</p>
Length	8,60 m																																																					
Beam	2,59 m																																																					
Height above waterline	2,50-2,75* m																																																					
Weight (excl. engines)	2 250 kg																																																					
Draft	0,95 m																																																					
HP recommendations, single	250-350 hp																																																					
HP recommendations, twin	150-250 hp																																																					
Fuel tank	2 x 225 L																																																					
Max load	10 pers																																																					
Berths	2 + 2																																																					
Deadrise at transom	24°																																																					
CE category	C																																																					
Length	8,60 m																																																					
Beam	2,59 m																																																					
Height above waterline	2,50-2,75* m																																																					
Weight (excl. engines)	2 250 kg																																																					
Draft	0,95 m																																																					
HP recommendations, single	250-350 hp																																																					
HP recommendations, twin	150-250 hp																																																					
Fuel tank	2 x 225 L																																																					
Max load	10 pers																																																					
Berths	2 + 2																																																					
Deadrise at transom	24°																																																					
CE category	C																																																					
* with light mast		© XO Boats Oy. Models are shown with optional equipment. We reserve the right to make changes in specifications, models, features and colors at any time without notice. Design changes may result in revisions to current models that may not be shown in this brochure.																																																				
		Please visit Your XO dealer for additional information, available options and warranty details.																																																				

© XO Boats Oy. Models are shown with optional equipment. We reserve the right to make changes in specifications, models, features and colors at any time without notice. Design changes may result in revisions to current models that may not be shown in this brochure.

Please visit Your XO dealer for additional information, available options and warranty details.



XO 270 CABIN

13

Enjoy the freedom to explore with our flagship model.

BEST IN COMFORT, SAFETY AND RELIABILITY

The XO 270 Cabin is a great feat of engineering. Our flagship model can tackle any challenges it might encounter with a deep 24° V-hull and the famous XO bow and hull design.

In the spacious cabin there is well enough space for two people to sleep. The large storage in front of the helm also serves as a bed. The XO 270 Cabin was a finalist in *Motorboat of the Year 2014* in the 'Performance' category.



FINALIST IN MOTORBOAT OF THE YEAR 2014

XO's dedication to build innovative and modern functional boats has earned it nominations and awards around Europe.





XO 270 CABIN & XO 270 CABIN OB



XO 270 CABIN

Length	8,60 m
Beam	2,59 m
Height above waterline	2,50-2,75* m
Weight (incl. Volvo Penta D4-300)	2 900 kg
Draft	0,95 m
HP recommendations	260-370 hp
Fuel tank	315 L
Max load	10 pers
Berths	1 + 2
Deadrise at transom	24°
CE category	C

Length	8,60 m
Beam	2,59 m
Height above waterline	2,50-2,75* m
Weight (excl. engines)	2 250 kg
Draft	0,95 m
HP recommendations, single	250-350 hp
HP recommendations, twin	150-250 hp
Fuel tank	2 x 225 L
Max load	10 pers
Berths	1 + 2
Deadrise at transom	24°
CE category	C

- Professional grade AIMg4.5/5083 Marine Aluminium hull
- Professional standard hull thickness of 5 mm and 4 mm
- Professional specification oversized stringers and bulkheads
- Self draining Flexiteek outer deck
- Large storage compartment on port side, optional WC
- Dayberth in front of the helm console, access also from foredeck
- Black sliding door aft with stainless steel handle, toughened glass
- Double moulded white coloured roof, with three air vents and four roof lights
- Twin sliding roof hatches, tinted and toughened glass
- Passenger side sofa with foldable backrest
- SB side sofa behind driver's seat, optional storage lockers
- Table in saloon
- Black rubber mat in saloon
- Integrated Nextel painted dashboard, with flush aluminium decor strip
- Chartlight
- Rotary type switches on dashboard

- Compass
- Defroster 10 kW **
- Bilge pumps, manual and electric
- 6 x mooring cleats
- Automatic fire extinguisher in engine compartment **
- 2 kg fire extinguisher
- Aluminium anodes on trimtabs and hull
- Securmark security marking

- Simrad electronics
- Shorepower 220 v, with 25 ah charger
- Fusion Marine Audio systems
- ACS R automatic trimtab control
- Extra seating, aft deck
- Folding seats on aft deck *
- Back gates
- Flagpole
- Black Line targa and rails
- Foredeck cushions
- Anchorwinch, el. aft, incl. remote control
- Bow thruster
- 3 x Hella Luminator Chromium extra lights
- Searchlight, remote controlled
- LED searchlight
- LED aft light
- Grab rails on the roof
- Webasto heater
- Electrical WC with septic tank

- Pentry module inc. stove, sink, fresh water pressure system
- Hotwater 15 L
- Shower on aft deck in conjunction with pentry module
- Flexiteek on inner deck
- Floor mats in saloon
- Grammer seats
- Hull accent, 3M carbon colours
- Antifouling
- Estech teak design
- Large rubber fender in bow
- XO mooring kit

* Not on 270 Cabin models

✖✖ Not on 270 Cabin OB models

© XO Boats Oy. Models are shown with optional equipment. We reserve the right to make changes in specifications, models, features and colors at any time without notice. Design changes may result in revisions to current models that may not be shown in this brochure.

Please visit Your XO dealer for additional information, available options and warranty details.

NEW
FOR 2015



XO 250

17

A day cruiser with exceptional functionality and superior driving capabilities.

NEW STANDARD IN DAY CRUISERS


With our new XO 250 we focused on making the boating experience even more practical and comfortable. Up to eight persons may now enjoy a day out at sea in comfort supported by a range of clever features. The backseat is a full width sofa which can be converted to a huge, completely flat sunbed. The canopy can be hidden and stored under the sofa. The lockers provide a refrigerator mounting possibility- enabling longer trips out at sea with cold refreshments onboard.

The driving experience has also been improved by enhanced ergonomics, new modern consoles with an foldable plotter panel and extended, wider interior space. The seats have been designed exclusively for XO with a new sporty look and a custom suspension foot offering a smoother ride also in tough conditions.





INTEGRATED
CANOPY
—
FOLDING
SUNBED



SPECIFICATIONS XO 250



MEASUREMENTS

Length	7,52 m
Beam	2,28 m
Height above waterline	1,60-2,75* m
Weight (excl. engine)	1 250 kg
Draft	0,90 m
HP recommendations	150-300 hp
Fuel tank	230 L
Max load	8 pers
Deadrise at transom	24°
CE category	C

* with optional targa beam/light mast

STANDARD EQUIPMENT

- Professional grade AIMg 4.5/5083 Marine Aluminium hull
- Heavy duty hull construction
- Integrated GRP self-draining deck module
- Flexiteek charcoal deck with white seams
- Integrated Nextel painted dashboard
- Nextel painted side panels with cup holders
- Switches on dashboard with led lights and symbols
- Toughened glass windscreens bonded to GRP frame
- Exclusive Isotta steering wheel, with embossed XO logo
- Adjustable XO suspension seats
- Dark or light color upholstery alternative, with XO embroidery
- Hydraulic steering

- Steering wheel with tilt function
- Hydraulic trim tabs with indicator panel
- Large lockable storage lockers
- SB & port side windshield wipers
- Large rubber fender in bow
- LED running lights
- Polished stainless steel pushpit & pulpits
- Stainless steel bathing / rescue ladder
- Fixed aluminium fuel tank, with bolted service hatch and fuel level sensor (230 L)
- Large service hatch for fuel tank and battery compartments
- Twin fuel fillers on deck
- 12v power outlet on dashboard
- Bilge pumps, manual and electric
- 6 x mooring cleats
- Foldable aft sofa with large sunbed
- Seat covers for driver & co-pilot seat
- Dashboard and aft sofa cover
- 2 kg fire extinguisher

- Aluminium anodes on trimtabs and hull
- Securmark security marking

OPTIONAL EQUIPMENT

- Simrad navigation systems
- Compass
- Foldable navigator panel
- Fusion Marine Audio systems
- ACS R automatic trimtab control
- Refridgerator DraVer model
- Webasto heater with separate 20 L diesel tank
- Searchlight remote-controlled Golight*
- LED searchlight*
- LED light 2 facing back*
- Dual battery preparation
- Esthec Teak Design
- Targa arch
- Flagpole

- Canopy
- Foredeck cushions
- Water ski / Wakeboarding pole
- XO Black-Line targa and rails
- Harbour cover
- Bimini top
- Hull accent, 3M Carbon colours
- Antifouling, black
- XO mooring kit

* Targa arch required.

© XO Boats Oy. Models are shown with optional equipment. We reserve the right to make changes in specifications, models, features and colors at any time without notice. Design changes may result in revisions to current models that may not be shown in this brochure.

Please visit Your XO dealer for additional information, available options and warranty details.

XO 240 CABIN

Incredible handling and best-in-class design combine to create something extraordinary.

MEET THE SUPERBOAT OF THE YEAR

This renowned boat is the boat you can build a long-term relationship with. A quick and safe cruiser with a modern design and unique appearance, our award-winning boat stands out from the crowd.

Even at speeds up to 50 knots, the robust aluminium hull offers great course stability. The XO 240 Cabin seats five persons comfortably and makes an excellent companion for fishing trips or a weekend cruise. The XO 240 Cabin was the winner of *Motorboat of the Year 2013* in the 'Performance and Superboat' category.



WINNER OF MOTORBOAT OF THE YEAR 2013

XO's dedication to build innovative and modern functional boats has earned it nominations and awards around the world.





SPECIFICATIONS
XO 240 CABIN

MEASUREMENTS

Length	7,52 m
Beam	2,28 m
Height above waterline	2,50-2,75* m
Weight (excl. engine)	1340 kg
Draft	0,90 m
HP recommendations	175-300 hp
Fuel tank	230 L
Max load	8 pers
Deadrise at transom	24°
CE category	C
* with light mast	

STANDARD EQUIPMENT

- Professional grade AIMg4.5/5083 Marine Aluminium hull
- Professional standard hull thickness of 5 mm and 4 mm with oversized stringers and bulkheads
- Self draining Flexiteek outer deck
- Integrated Nextel painted dashboard, with flush aluminium decor strip
- Nextel painted port side panels, with flush aluminium decor strip and beverage cup holders
- Rotary type switches on dashboard
- Laser marked switch symbols on aluminium strip
- Black soft weave port side storage cover
- White coloured side-consoles / storage compartments
- White painted aluminium side-console doors
- Exclusive Isotta steering wheel, with embossed XO logo
- Design fixed seats
- 2 seats and side facing sofa configuration
- Sunbrella fabrics, with XO embroidery
- Black sliding door aft with stainless steel handle, toughened glass
- Double moulded white coloured roof, with three air vents and four roof lights



OPTIONAL EQUIPMENT

- Simrad electronics
- Fusion Marine Audio systems
- ACS R automatic trimtab control
- Extra seating, aft deck
- Back gates
- Flagpole
- Black Line targa and rails
- Foredeck cushions
- 5-person seat configuration
- Table in saloon
- Adjustable seat columns with damping
- Webasto heater, separate 20 L diesel tank
- 3 x Hella Luminator Chromium extra lights
- Searchlight remote controlled Golight
- LED searchlight
- LED aft light
- Grab rails on the roof
- Dual battery preparation
- Hull accent, 3M Carbon colours
- Antifouling
- Contrast side consoles and storage compartments
- Esthec Teak Design
- Floor mats in saloon
- Flexiteek on inner deck
- XO mooring kit

© XO Boats Oy. Models are shown with optional equipment. We reserve the right to make changes in specifications, models, features and colors at any time without notice. Design changes may result in revisions to current models that may not be shown in this brochure.

Please visit Your XO dealer for additional information, available options and warranty details.



XO 240 OPEN I/O

25

The XO 240 makes a bold statement with its superb driving dynamics. Experience the thrill of driving our renowned cruiser.

AWARD-WINNING PERFORMANCE

The XO 240 Open makes a statement with its superb driving dynamics, great precision and handling. Get the best driving experience and enjoy the fun and functionality of this boat. The XO 240 Open was winner of *Motorboat of the year 2013* in the 'Performance and Superboat' category.



WINNER OF MOTORBOAT OF THE YEAR 2013

XO's dedication to build innovative and modern functional boats has earned it nominations and awards around the world.





The practical deck layout
and superb driving capabilities
made this model a favorite
from the start.

SPECIFICATIONS
XO 240 OPEN I/O



MEASUREMENTS	STANDARD EQUIPMENT	OPTIONAL EQUIPMENT	
XO 240 OPEN I/O			
Length	7,52 m		
Beam	2,28 m		
Height above waterline	1,60–2,75* m		
Weight (excl. engine)	1 250 kg		
Draft	0,90 m		
HP recommendations	150–260 hp		
Fuel tank	230 L		
Max load	8 pers		
Deadrise at transom	24°		
CE category	C		
* with optional targa beam/light mast			
	<ul style="list-style-type: none">Professional grade AlMg4.5/5083 Marine Aluminium hullProfessional standard hull thickness of 5 mm and 4 mm with oversized stringers and bulkheadsIntegrated GRP self-draining deck moduleFlexiteek charcoal deck with white seamsIntegrated Nextel painted dashboard, with flush aluminium decor stripNextel painted port side panels, with flush aluminium decor strip and stainless beverage cup holdersRotary type switches on dashboardLaser marked switch symbols on aluminium stripBlack soft weave port side storage coverWhite colouder side-consoles / storage compartmentsWhite painted aluminium side-console doorsToughened glass windscreens with black aluminium framingExclusive Isotta steering wheel, with embossed XO logoDesign seats, with adjustable backrest and front support	<ul style="list-style-type: none">Silvertex fabrics, with XO embroideredHydraulic steeringSteering wheel with tilt functionHydraulic trimtabs with led indicator panelLarge storage lockers on fore and aft deck including storage under aft sofa, lockableSB & port side windshield wipersLarge black rub railLarge rubber fender in bowLED running lightsStainless steel pushpit & pullpitsStainless steel grabrails for all passengersStainless steel bathing / rescue ladderFixed aluminium fuel tank, with bolted service hatch and fuel level sensor (230 L)Large service hatch for fuel tank and battery compartmentsTwin fuel fillers on deck12v power outlet on dashboardCompassBilge pumps, manual and electric6 x mooring cleatsSeat covers for driver & co-pilot seatDashboard and aft sofa cover2 kg fire extinguisherAluminium anodes on trimtabs and hullSecurmark security marking	<ul style="list-style-type: none">Simrad electronicsFusion Marine Audio systemsACS R automatic trimtab controlTarga archBack gatesFlagpoleWater ski pull hookAdjustable seat columns with dampingWebasto heater, separate 20 L diesel tankSearchlight remote-controlled GolightDual battery preparationDefroster 10 kWCanopyHarbour coverBimini topSunbrella fabrics with XO embroideredExtra seat cushions, aft sofaForedeck cushionsHull accent, 3M Carbon coloursAntifoulingContrast side consoles and storage compartmentsXO Black-LineEsthec Teak DesignXO mooring kit

© XO Boats Oy. Models are shown with optional equipment. We reserve the right to make changes in specifications, models, features and colors at any time without notice. Design changes may result in revisions to current models that may not be shown in this brochure.

Please visit Your XO dealer for additional information, available options and warranty details.



XO 220

29

The XO 220 is a versatile choice.
The true workhorse of the fleet, perfect for commuting
and boating all year round.

PERFORMANCE AND ECONOMY COMBINED

Comfort and efficiency are what sets this boat apart from the competition. With a 150–200 hp engine, this boat has the perfect combination of performance and economy. It outperforms its many rivals with its ability to run comfortably in all weather conditions you can expect to encounter.





XO boats are built according to high specifications, including standard equipment with hydraulic steering, trim tabs, toughened glass windscreens, compass and a wide range of solutions and functions exclusive to the XO.



SPECIFICATIONS

XO 220

MEASUREMENTS	STANDARD EQUIPMENT	OPTIONAL EQUIPMENT
Length	6,75 m	• Steering wheel with tilt function
Beam	2,28 m	• Hydraulic trimtabs with led indicator panel
Height above waterline	1,60-2,75* m	• Large storage lockers on deck and aft sofa, lockable
Weight (excl. engine)	1100 kg	• Open storage compartments on port and SB sides
Draft	0,90 m	• SB & port side windshield wipers
HP recommendations	100-200 hp	• Exclusive Isotta steering wheel, with embossed XO logo
Fuel tank	205 L	• Large black rub rail
Max load	6 pers	• Large rubber fender in bow
Deadrise at transom	24°	• LED running lights
CE category	C	• Stainless steel pushpit & pullpits
* with optional targa beam/light mast		• Stainless steel grabrails for all passengers
	• Professional grade AIMg 4.5/5083 Marine Aluminium hull	• Stainless steel bathing / rescue ladder
	• Professional standard hull thickness of 5 mm and 4 mm with oversized stringers and bulkheads	• Fixed aluminium fuel tank, with bolted inspection hatch and fuel level sensor
	• Integrated GRP self-draining deck module	• Twin fuel fillers on deck
	• Flexiteek charcoal deck with white seams	• 12v power outlet on dashboard
	• Integrated Nextel painted dashboard, with flush aluminium decor strip	• Compass
	• Nextel painted port side panels, with flush aluminium decor strip and stainless steel beverage cup holders	• Bilge pumps, manual and electric
	• Rotary type switches on dashboard	• 6 x mooring cleats
	• Laser marked switch symbols on aluminium strip	• Seat covers for driver & co-pilot seat
	• Black soft weave port side storage cover	• Dashboard and aft sofa cover
	• White coloured side-consoles / storage compartments	• 2 kg fire extinguisher
	• White painted aluminium side-console doors with lock	• Aluminium anodes on trimtabs and hull
	• Toughened glass windscreens with black aluminium framing	• Securmark security marking
	• New design seats, with adjustable backrest and front support	
	• Silvertex fabrics, with XO embroidery	
	• Aft sofa cushions	
	• Hydraulic steering	



© XO Boats Oy. Models are shown with optional equipment. We reserve the right to make changes in specifications, models, features and colors at any time without notice. Design changes may result in revisions to current models that may not be shown in this brochure.

* Targa arch required.

Please visit Your XO dealer for additional information, available options and warranty details.



KEY FEATURES

PROFESSIONAL MARINE GRADE ALUMINIUM AIMG 4,5/5083

- Greater resistance to corrosion and salt water.
- Greater material strength and higher breaking point.
- Greater durability, greater resistance to material fatigue and longer lifespan.
- Used by military, coastguard and in other professional applications.
- 57% higher maximum design stress than the commonly used aluminium grade 5754.

PROFESSIONAL SPECIFICATION HULL THICKNESSES

- 5 mm hull with 8 mm solid keels and 4 mm side panels.
- Great hull strength and rigidity.
- Impact resistance in the event of contact with underwater objects or when beaching.
- The hull structure is a stand-alone structure; the GRP inner liner is not used for rigidity.
- Same specification on all XO models.

OVERSIZED STRINGERS / BULKHEADS

- Enhanced longitudinal stiffness.
- Less noise due to minimal vibrations in hull.
- Greater impact resistance in heavy weather.
- Longer hull life and better resistance to prevent material fatigue.

DEEP V-HULLS

- The XO boats use a 22°–24° deadrise measured at the transom.
- The sharp angle in the bow helps to cut through oncoming waves for greater comfort.



UNIQUE HULL DESIGN

- The hull design gives the XO an instantly recognisable appearance and identity.
- All XO boats drive with a low trim angle and the visibility is best-in-class at all driving speeds.
- The hulls have a low planning threshold, with minimal rise of the bow when speeding up.
- The XO straight bow results in a longer waterline compared to similar sized competitors.

VERTICAL BOW

- Benefits when docking nose-first, for easy loading and entrance to the boat.
- All XO boats have a stainless steel bow plate to withstand docking nose-first.
- New rubber bow bumper design on the XO 240 series is an improvement of this feature.

4-6 LONGITUDINAL WELDING SEAMS BETWEEN KEEL PLATE AND HULL

- Long uniform welding seams on both sides of the hull plate connecting to the keel.
- 240 models come with an additional keel protector featuring two uniform seams.
- Unmatched strength between bond of hull plates and keel.
- The XO hulls are made to a specification far beyond the standard CE requirements.

- These product features mean XO spare no expense when manufacturing hulls and set the new industry standard.

REINFORCED GLASS WINDSHIELDS WITH BLACK ALUMINIUM FRAMING

- Greater material strength and higher breaking point.
- Less prone to scratches from windshield wipe.
- Longer lifespan and visibility.



TOUGHENED GLASS WINDSCREEN BONDED TO GRP FRAME IN XO 250

FLEXITEEK DESIGN DECK WITH WHITE CAULCING

- Non-slip properties of the floor panels increase safety on board.
- Detailed finish, exclusive and modern, one of the XO design features.
- Greater constructional strength of GRP module and hatches.
- Less prone to damage from everyday use.



FOLDING SUNBED ON XO 250

INTEGRATED ALUMINIUM TANKS

- Integrated aluminium fuel tanks on all XO models.
- Bolted on service hatch and threaded fuel indicator for better sealing of the tank.

6 X BOLLARDS ON DECK

- There are 6 bollards on an XO, three on respective sides of the deck for mooring.
- Easier docking shorthanded.



TWIN FUEL FILLERS

- Separate fuel filler caps on both sides, for easier re-fuelling on all models.



DESIGNED DASHBOARD

- All XO models incorporate new dashboard design with Nextel painted panels.
- Aluminium inserts.
- White GRP consoles.



DASHBOARD AND SEAT COVERS

- Protect the seats and cushions with these easy to use covers.
- Standard in all XO open models.

DESIGNED MAIN SWITCH UNITS

- All XO models incorporate switch unit design with automatic fuses.
- Twin battery pre-rigging as an option, inclusive separate charge diode and power switch.

EXCLUSIVE STEERING WHEELS

- All XO models are equipped with the exclusive Isotta steering wheel
- XO-logotype.

COMPASS

- Ritchie Compasses

THEFT PROTECTION

- Securmark security marking

Visit www.xoboats.fi for more information.



OPTIONAL EQUIPMENT

The XO offers a wide range of options to customise your boat. Whether you're into cruising or commuting, we have optional modifications and equipment to meet your needs.



WEBASTO HEATERS

- Integrated diesel tank of 20 L on petrol fuelled boats with separate filler cap.



PENTRY MODULE

- Stowe, Pressure water system and freshwater tank.

AFT DECK SOFA *

- Sofa on aft deck, teak panels.
- Integrated fender storage on backside of the sofa.



SIDE GATES

- Gates opening forward, for the Cabin in conjunction with aft deck sofa.
- Works also as handrails for passengers on aft deck sofa.



EXTRA SEATING / SEAT CUSHIONS **

- Additional seats for two persons alongside the aft sofa.
- Only in conjunction with side gates.
- Standard in XO 250



CONTRAST CONSOLES AND PANELS **

- Full Nextel® painted side consoles and storage compartments.
- For a sportier and more distinguishable look.



XO 250 SUSPENSION SEAT

- Fully adjustable suspension foot.
- XO Design

CANOPY **

- Protection of weather and sun.
- Full protection for the aft sofa with the included full aft cover.
- Easily stored on the support arches when not in use, cover included.



TARGA ARCH **

- Equip a XO with an targa arch to emphasize the boats athletic looks.
- For radar installations the targa arch is a mandatory equipment.



SEARCH LIGHTS

- Led light bar, triple rally lights or remote controlled.



XO MOORING KIT

- Fenders (4), fender ropes and XO sox
- Ropes (4+1) and one hook
- XO bag

SIMRAD NAVIGATIONAL EQUIPMENT

- All XO models can be fitted with the most up to date Simrad equipment.

AUDIO SYSTEMS

- Fusion Marine 700 and 205 series
- AM / FM / VHF / iPod / USB / Bluetooth
- Watertight

DUAL BATTERY PREPARATION

- For equipment with large electrical consumption XO recommends carrying an extra battery that is able to be installed to ensure you are always ready to go.



AUTOMATIC TRIM SYSTEM ACS R

* for Cabin models
** for Open models

MORE INFORMATION
Find out more at www.xoboats.fi or by using this QR-code.



YOUR XO DEALER
Find your nearest dealer at www.xoboats.fi or by using this QR-code.



FLOORING & UPHOLSTERY



STANDARD FLOORING

- Flexiteek G2
- Longlasting and strong deck material



ESTHEC FLOOR PANELS

- Exclusive deck material, Esthec Teak-Look in Biscuit with white caulking.
- Optional for all XO models
- Other colors also available. Smoke and slate with white or black caulking



UPHOLSTERY

- Sunbrella 3705 Charcoal
- Standard in Cabin models
- Optional for XO 220 and 240 I/O models



UPHOLSTERY

- Silvertex Antracite
- Standard in XO 220 and 240 I/O models.
- Optional for Cabin models



STANDARD PANELS

- Standard white GRP side consoles and doors painted in white.



XO 250 UPHOLSTERY

- Standard options dark or light.



BLACK LINE*

- Matte powder coated targa and railing. Polished stainless railing and targa with black sliding door and windshield is standard.



CANOPY


- Sunbrella 5082 Craphite
- Optional for Open models only



MODEL SIGNATURE

- Reflective material in both black and white signature

HULL ACCENT COLOURS AND MATERIALS



3M Di-Noc Carbon structure hull accent films now available in 4 different colours.

* for Cabin models

© XO Boats Oy. Models are shown with optional equipment. We reserve the right to make changes in specifications, models, features and colors at any time without notice. Design changes may result in revisions to current models that may not be shown in this brochure.

Please visit Your XO dealer for additional information, available options and warranty details.

THE XO BOATS RANGE



XO 220

XO 240 I/O

XO 240 CABIN

XO 250



XO 270 CABIN

XO 270 CABIN OB

XO 270 FRONT CABIN

XO 270 FRONT CABIN OB

PERFORMANCE DESIGN STRENGTH

THRILL OF DRIVING



WWW.XOBOATS.FI