



P.O.Box 666, AJMAN - UAE. TEL: +971 6 7406060 FAX: +971 6 7406062
CONTACT@MAJESTY-YACHTS.COM WWW.MAJESTY-YACHTS.COM

MAJESTY 135




MAJESTY 135

YEARS OF RESEARCH, DEVELOPMENT AND EXPERIENCE HAVE CULMINATED IN THE MAJESTY 135. LUXURY AND EXCLUSIVE ELEGANCE ARE AT THE ESSENCE OF ITS DESIGN, WITH EXTERIOR STYLING AND NAVAL ARCHITECTURE FROM THE GULF CRAFT DESIGN STUDIO AND INTERIOR DESIGN BY CYRILLE BIERI DESIGNS. THIS EXCEPTIONAL SUPERYACHT OFFERS A WAY OF LIFE THAT'S UNIQUE AND INDIVIDUAL, WITH EACH YACHT BEING HIGHLY CUSTOMIZED TO HER OWNER'S DESIRES.





MAIN SALOON



MAIN LOBBY



UPPER DECK - PANORAMIC BAR DINING



UPPER DECK - BAR COUNTER



PROFILE



REAR VIEW



BOW AREA SEATING



BOW AREA



OWNER'S STATEROOM



OWNER'S STATEROOM



OWNER'S OFFICE



OWNER'S EN SUITE




DOUBLE GUEST STATEROOM




DOUBLE GUEST STATEROOM



TWIN GUEST STATEROOM



MAIN DECK DAY HEAD



GUEST EN SUITE



TWIN GUEST STATEROOM



UPPER DECK OUTDOOR DINING



MAIN DECK GALLEY

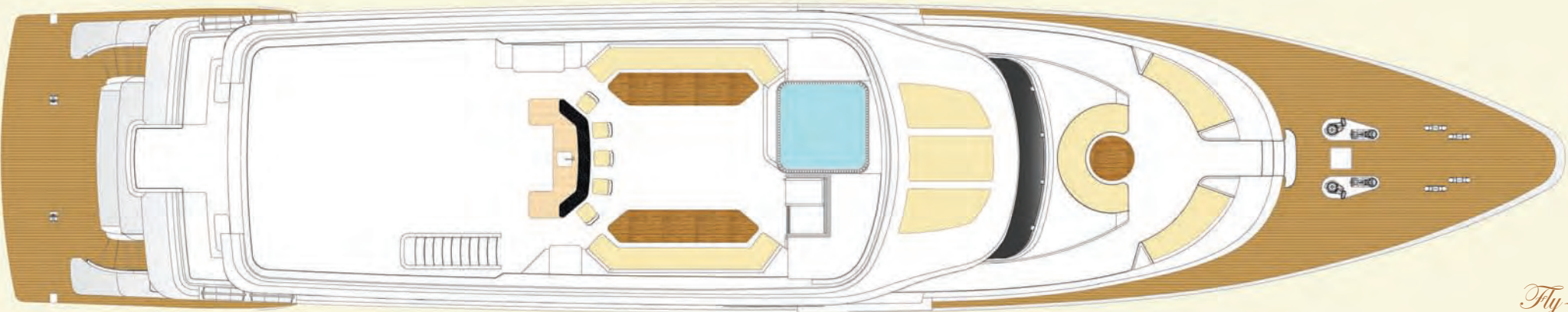


FLY-BRIDGE FORWARD VIEW



HELM

Deck Arrangement




Fly-bridge



Upper Deck



Main Deck



Lower Deck



TECHNICAL DATA

Length Overall	135' (41.05 m)
Length Waterline	110' (33.66 m)
Maximum Beam	26' 8" (8.14 m)
Depth	11' 7" (3.57 m)
Draft	6' 9" (2.11 m)
Fuel Capacity	10,000 US gal (37,800 l)
Water Capacity	2,000 US gal (7,570 l)
Black Tank Capacity	330 US gal (1,250 l)
Gray Tank Capacity	330 US gal (1,250 l)
Displacement	230 tons approx
Construction	FRP
Accommodation	5 Staterooms (10 Berths) 4 Crew Cabins (8 Berths) 1 Captain's Cabin
Bathrooms	5 En Suite, 4 Crew, 2 Day Heads
Generators	2 x 80kW
Power Option	2 x 4,000 HP

Pictures in this catalogue may be taken from different vessels of the same type for example purpose only. Performance estimates are given in good faith, but are in no way guaranteed. Dirt on the hull, damage to the propellers, external water and air temperatures and added weight, fuel and water carried can all adversely affect performance. For these and other reasons we can give no performance guarantees. Data and characteristics are not binding; details, colors, descriptions and illustrations are for information purpose only. The drawings and pictures may include specific equipment or modifications which are not part of the standard specifications of the vessel. Standard specifications may be defined differently in different sales territories. Gulf Craft Inc. reserves the right to make any changes in specifications or equipment without prior notice. In case of any inconsistencies between specification sheet, product catalogue and price list, the price list prevails. Customers are recommended to contact our sales representative to reconfirm standard and optional features on the vessels.

OVERALL SPECIFICATIONS

Power assisted servo hydraulic steering system, 24V DC, 220V/380/415V AC electrical system, Shore Power 380V, 50Hz, 3-Phase, 125 Amps with 30M length cable and Cable Master, 2 x Diesel generator sets of 380V 3-Phase, 80Kw, 50Hz, 2 x Hydraulic windlass with dual station controls type VVC 8000 make Maxwell or equivalent, 2 x Anchors (150kg each), 2 x Chain for anchors 150M length stud link chain U2 grade of 17.5mm diameter, Dual station electric trim tabs controls with gauges, Dual station Autopilot, Dual station VHF radio Dual station forward and aft search light controls, Electric quiet flush toilets, Multi purpose Transom platform, transformer with tender storage facilities Stainless steel Transom doors with signage 135, Hot and Cold water Transom shower, Navigation lights according to international regulations, Fire detection system in all cabins, Chilled water air cooling system with capacity 400 000 BTU (Approximately), FRP integrated fuel tanks, fresh water tank, black and grey tank, Plumbing lines are color coded with indicating flow direction, Sea water pipe lines are made of CuNiFer or Stainless steel material, 2 x Propellers, 5-bladed, AB2 material, 2 x Duplex steel tail shafts, Engines are equipped with heat exchanger, seawater, oil cooler and oil drain pumps, Stainless Steel mooring Cleats, two on fore deck, two on aft deck and two on mid ship, Stainless steel portholes of round shape with rounded corners and clear safety glass, FM 200 Fire extinguisher system for engine room, Camera monitoring system, Elevator for Lower deck, Main deck and Upper deck, Teak decking on cockpit transom platform, gunnel area, upper deck and flybridge, Upholstered exterior sofa seats at aft cockpit, forward area upper deck and fly bridge.

MAIN SALOON

Stainless steel framed sliding door to cockpit, Sofa seats and sofa side tables, Fitted carpet, Side windows with curtains, roman and pleated blinds, Architectural Led decorative lighting, Cabinetry Led lighting, Lighting switches and AC sockets, Air conditioning with control switch, Port and Starboard side wall cabinets with shelves, Telephone point, Curtains for main saloon door, Sliding door to galley, Sliding door to main lobby Entertainment system, 65" LCD TV, Ceiling speakers at main saloon, Ceiling speakers at dining area , 100W Powered sub woofer- 01no, Satellite receiver.

GALLEY

Lockable water tight door leading to port side deck, Granite top with sinks, Tap with hot and cold water supply Cabinets, Overhead lockers and drawers, Refrigerator, Freezer, Hob, Fryer and Grill, Hood, Oven and Microwave oven, Dish washer, Wine cooler, Waste disposer Distribution panel, Air conditioning with control switches, Architectural Led decorative lighting, Lighting switches and AC sockets, Telephone point, Windows with pleated blinds, Vinyl flooring, Entrance hidden door to main lobby, Entrance door to companion bed.

MAIN DECK LOBBY

From main saloon to day head, owner's office, owner's cabin, Stairs down to lower deck, Stairs up to upper deck lobby, Elevator, Watertight side door leading to Starboard side deck, Entrance door to owner's office, Marble flooring, Storage locker, Led lighting to steps, Architectural Led decorative lighting, Lighting switches and sockets, Veneer/Fabric/Leather wall panels, Door to day head toilet.

DAY HEAD TOILET

Vanity locker with Marble counter top, Wash basin and Tap with hot and cold water supply, Mirror, Electric toilet, Extractor fan, Architectural Led decorative lighting, Cabinetry Led lighting, Lighting switches and AC sockets, Marble flooring, Towel storage and open shelves, Complete set of sanitary accessories (soap holder, paper holder, Toilet brush holder, sanitary jet).

OWNER'S OFFICE

Desk with chair, Sofa seat, Storage locker and open shelves, Wooden flooring, Window with electric curtain.Architectural Led decorative lighting, Cabinetry Led lighting, Lighting switches and AC sockets, Air conditioning with control switch, Veneer/Fabric/Leather wal panels Entrance door to day head toilet, Sliding door to owner's stateroom.

OWNER'S STATEROOM

Large double bed with mattress, pillows and bedspread, Bed side tables, Cabinets and lockers, Entertainment system, 65" LCD TV Handheld WiFi touch panel, 1000W Powered Sub woofer Ceiling speakers, Satellite receiver, Windows with electric curtains, Storm shutter storage, 4 x Drawers to bed, Air conditioning with control switch, Architectural Led decorative lighting, Cabinetry Led lighting, Reading lights, Lighting switches and AC sockets, Telephone points, Entrance door to her bath room, Entrance door to his bath room, Veneer/Fabric/Leather wall panels, Fitted carpet and wood surround.

OWNER'S HER EN SUITE

Vanity locker with marble counter top, Wash basin and tap with hot and cold water supply, Storage cabinets and wardrobes, Niche, Mirror Glass door to shower room, Hot and cold water shower mixer, Sky shower, Electric toilet, Bidet, Complete set of sanitary accessories (soap holder, paper holder, Toilet brush holder, sanitary jet), Extractor Fan, Architectural Led decorative lighting, Cabinetry Led lighting Nano step lighting in shower room, Lighting switches and AC sockets, Windows with pleated blinds, Marble flooring, Marble wall treatment.

OWNER'S HIS EN SUITE

Vanity locker with marble counter top, Wash basin and tap with hot and cold water supply, Storage cabinets and wardrobes, Niche with LED lighting, Mirror, Glass door to shower room, Hot and cold water shower mixer, Sky shower, Electric toilet, Bidet, Complete set of sanitary accessories (soap holder, paper holder, Toilet brush holder, sanitary jet), Extractor Fan, Architectural Led decorative lighting Cabinetry Led lighting, Nano step lighting in shower room, Lighting switches and AC sockets, Windows with pleated blinds, Marble flooring Marble wall treatment.

WHEELHOUSE

Helm seat with fore and aft adjustment system, Instrument console with engine instruments, fuel gauges and navigation displays, Port and starboard side engine displays, Bow thruster control, General alarm, Detection fire alarms, AFT search light controls, FWD search light controls and switches, 2 x MCU 001 Keyboard controls, 2 x Port and Starboard side engine room exhaust fan controls, Trim tab switch, Compass, Steering wheel, Horn switch, Engine Throttle, Auto pilot, Wiper controls, Night vision controls, Whistle control, 2 x Anchor winch controls, Satellite compass, Bow thruster pump switch, Stabilizer display, 2 x Navigation displays, Port and Starboard side engine rpm gauges, Port and Starboard side engine oil temperature gauges, Port and Starboard side engine oil pressure gauges, Port and Starboard side gear box temperature gauges, Port and Starboard side gear box oil pressure gauges, Trim tab gauges, Rudder angle indicator, Navigation lights panel, 2 x Multi displays, MSB display, VHF Radio hand set, Tank display, AIS(Automatic Identification System), Radar display, Radar display backup, Navtex receiver, MF/HF receiver, Bilge pumps switches, Air conditioning with control switch, Architectural Led decorative lighting, Lighting switches and AC sockets, Entertainment system, Ceiling speakers, Wall mount touch panel, Sofa seat, Veneer/Fabric/Leather wall panels, Distribution panel, Entrance door to upper deck lobby, Entrance door to Captain Cabin, Wooden flooring.

CAPTAIN'S CABIN

Large double bed with mattress, pillows and bed spreads, Drawer to bed, Storage under the bed, Desk and stool, Storage lockers and wardrobe, Book shelf, Wardrobe, Windows with pleated blinds, 26" LCD TV, Air conditioning with control switch, Architectural Led decorative lighting, Cabinetry Led lighting, Reading lights, Lighting switches and AC sockets, Entrance door to ensuite, Fitted carpet Telephone point

CAPTAIN'S EN SUITE

Vanity locker with marble counter top, Wash basin and tap with hot and cold water supply, Electric toilet,Extractor fan, Hot and Cold water shower mixer, Sky shower, Mirror, Complete set of sanitary accessories (soap holder, paper holder, Toilet brush holder, Sanitary jet, Towel rail, Hook), Architectural Led decorative lighting, Cabinetry Led lighting, Lighting switches and AC sockets, Marble flooring.

UPPER DECK LOBBY

From Panoramic saloon to dayhead, wheel house and stairs down to main deck, Vanity locker with marble counter top, Wash basin and tap with hot and cold water supply, Open and slide doors to vanity locker, Marble flooring, Refrigerator, Architectural Led decorative lighting, Led lighting to steps, Lighting switches and AC sockets, Veneer/Fabric/Leather wall panels, Elevator, Entrance door to wheel house, Entrance door to day head toilet, Sliding door to panoramic saloon..

DAY HEAD TOILET

Vanity locker with Marble counter top, Wash basin and tap with hot and cold water supply, Mirror, Open shelves, Electric toilet, Extractor fan, Marble flooring, Architectural Led decorative lighting, Lighting switches and AC sockets, Complete set of sanitary accessories (soap holder, paper holder, Toilet brush holder, sanitary jet).

PANORAMIC SALOON

Bar counter with marble top, Sink and Tap with hot and cold water supply, 3 x Bar stools, Storage lockers and overhead lockers, Fridge Entertainment system, LCD TV 65", Sub woofer, Satellite receiver, Sofa side table with marble counter top, Sofa seats, Lockers and Glass stowage, Fitted carpet, Air conditioning with control switch, Architectural Led decorative lighting, Lighting switches and AC sockets, Veneer/Fabric/Leather wall panels, Windows with electric curtains, roman and pleated blinds, Telephone point Sliding door to upper deck aft cockpit.

LOWER DECK

GUEST LOBBY

Stairs from main deck, Elevator, Entrance door to port double guest cabin, Entrance door to starboard double guest cabin, Entrance door to port twin guest cabin, Entrance door to starboard twin guest cabin, Wood floor with marble boarder, Architectural Led decorative lighting Veneer/Fabric/Leather wall panels.

PORT DOUBLE GUEST STATEROOM

Large double bed with mattress, pillows and bed spreads, Twin bed side tables, Storm shutter storage, LCD TV 40", Satellite receiver Wardrobe, Desk and stool, Fitted carpet and wood surround, Air conditioning with control switch, Architectural Led decorative lighting Cabinetry Led lighting, Reading lights, Lighting switches and AC sockets, Entrance door to ensuite, Veneer/Fabric/Leather wall panels Windows with roman and pleated blinds Telephone point.

PORT DOUBLE GUEST EN SUITE

Vanity locker with marble counter top, Wash basin and tap with hot and cold water supply, Storage locker with shelves, Mirror, Marble flooring, Electric toilet and bidet, Complete set of sanitary accessories (soap holder, paper holder, Toilet brush holder, sanitary jet), Glass door to shower room, Seat in shower room, Hot and cold water shower mixer, Sky shower, Port hole with pleated blinds, Marble wall treatment in shower room, Architectural Led decorative lighting, Cabinetry Led lighting, Nano step lighting in shower room, Lighting switches and AC sockets.

STARBOARD DOUBLE GUEST STATEROOM

Large double bed with mattress, pillows and bed spreads, Twin bed side tables, Storm shutter storage, LCD TV 40", Satellite receiver Wardrobe, Desk and stool, Fitted carpet and wood surround, Air conditioning with control switch, Architectural Led decorative lighting Cabinetry Led lighting, Reading lights, Lighting switches and AC sockets, Entrance door to ensuite, Veneer/Fabric/Leather wall panels Windows with roman and pleated blinds Telephone point.

STARBOARD DOUBLE GUEST EN SUITE

Vanity locker with marble counter top, Wash basin and tap with hot and cold water supply, Storage locker with shelves, Mirror, Marble flooring, Electric toilet and bidet, Complete set of sanitary accessories (soap holder, paper holder, Toilet brush holder, sanitary jet), Glass door for shower room, Seat in shower room, Hot and cold water shower mixer, Sky shower, Port hole with pleated blinds, Marble wall treatment in shower room, Architectural Led decorative lighting, Cabinetry Led lighting, Vanity lighting, Nano step lighting in shower room Lighting switches and AC sockets.

PORT TWIN GUEST STATEROOM

2 x Single beds, Storm shutter storage, Bed side table, LCD TV 26", Satellite receiver, Ward robe and storage lockers, Fitted carpet and wood surround, Air conditioning with control switch, Entrance door to ensuite, Porthole with roman and pleated blinds, Telephone point Veneer/Fabric/Leather wall panels, Architectural Led decorative lighting, Cabinetry Led lighting, Reading lights, Lighting switches and AC sockets.

PORT TWIN GUEST EN SUITE

Vanity locker with marble counter top, Wash basin and tap with hot and cold water supply, Mirror, Electric toilet, Complete set of sanitary accessories (soap holder, paper holder, Toilet brush holder, sanitary jet), Glass door for shower room, Hot and cold water shower mixer Sky shower, Seat in shower room, Marble flooring, Marble wall treatment in shower room, Port hole with pleated blinds, Architectural Led decorative lighting, Cabinetry Led lighting, Nano step lighting in shower room, Lighting switches and AC sockets.

STARBOARD TWIN GUEST STATEROOM

2 x Single beds, Storm shutter storage, Bed side table, LCD TV 26", Satellite receiver, Ward robe and storage locker, Fitted carpet and wood surround, Air conditioning with control switch, Entrance door to ensuite, Veneer/Fabric/Leather wall panels, Porthole with roman and pleated blinds, Telephone point, Architectural Led decorative lighting, Cabinetry Led lighting, Reading, lights, Lighting switches and AC sockets.

STARBOARD TWIN GUEST EN SUITE

Vanity locker with marble counter top, Wash basin and tap with hot and cold water supply, Mirror, Electric toilet, Complete set of sanitary accessories (soap holder, paper holder, Toilet brush holder, sanitary jet), Glass door for shower room, Hot and cold water shower mixer Sky shower, Seat in shower room, Port hole with pleated blind, Architectural Led decorative lighting, Cabinetry Led lighting, Vanity lighting, Nano step lighting in shower room, Lighting switches and AC sockets, Marble flooring, Marble wall treatment in shower room.

PORT GUEST STATEROOM

Large double bed, Bed side table, Wardrobe, Air conditioning with control switch, Port hole with pleated blinds, Fitted carpet and wood surround, Entrance door to ensuite, Veneer/Fabric/Leather wall panels, Architectural Led decorative lighting, Cabinetry Led lighting Reading lights, Lighting switches and AC sockets.

PORT GUEST EN SUITE

Vanity locker with marble counter top, Wash basin and tap with hot and cold water supply, Mirror, Electric toilet, Complete set of sanitary accessories (soap holder, paper holder, Toilet brush holder, sanitary jet), Glass door for shower room, Hot and cold water shower mixer, Sky shower, Port hole with pleated blind, Architectural Led decorative lighting, Cabinetry Led lighting, Vanity lighting, Nano step lighting in shower room, Lighting switches and AC sockets, Marble flooring.

STAR BOARD GUEST STATEROOM

Large double bed, Bed side table, Wardrobe, Air conditioning with control switch, Port hole with pleated blinds, Fitted carpet and wood surround, Entrance door to ensuite, Veneer/Fabric/Leather wall panels, Architectural Led decorative lighting, Cabinetry Led lighting Reading lights, Lighting switches and AC sockets

STARBOARD GUEST EN SUITE

Vanity locker with marble counter top, Wash basin and tap with hot and cold water supply, Mirror, Electric toilet, Complete set of sanitary accessories (soap holder, paper holder, Toilet brush holder, sanitary jet), Glass door for shower room, Hot and cold water shower mixer Sky shower, Port hole with pleated blind, Architectural Led decorative lighting, Cabinetry Led lighting, Vanity lighting, Nano step lighting in shower room, Lighting switches and AC sockets, Marble flooring.

CREW GALLEY AND LOUNGE

Corian counter top, S.S Sink and tap with hot and cold water supply, Stairs from main deck aft cockpit, Fridge, Washing machine/Dryer Microwave oven, Hob, Deep fryer, Storage locker, Storage lockers with shelves, Over head lockers, Open shelves, Air conditioning with control switch, Porthole with pleated blinds, Vinyl flooring, Desk and stools, Sofa, Architectural Led decorative lighting, Lighting switches and AC sockets, Veneer/Fabric/Leather wall panels, Telephone point, Entrance door to crew cabin 01, Entrance door to crew cabin 02 Lockable water tight door leading to swim platform, Stairs to upper deck aft cockpit, S.S hand railings.

CREW CABIN 01

Single bed, Wardrobe, Air conditioning with control switch, Veneer/Fabric/Leather wall panels, Vinyl flooring, Entrance door to ensuite Architectural Led decorative lighting, Reading lights, Lighting switches and AC sockets, Telephone point.

CREW CABIN EN SUITE 01

Vanity counter with corian counter top, Sink and tap with hot and cold water supply, Electric toilet, Mirror.Hot and cold water shower mixer, Sky shower, Complete set of sanitary accessories (soap holder, paper holder, Toilet brush holder, sanitary jet), Architectural Led decorative lighting, Lighting switches and AC sockets.

CREW CABIN 02

Single bed, Wardrobe, Air conditioning with control switch, Veneer/Fabric/Leather wall panels, Vinyl flooring, Entrance door to ensuite Architectural Led decorative lighting, Reading lights, Lighting switches and AC sockets, Telephone point.

CREW CABIN EN SUITE 02

Vanity counter with corian top, Sink and tap with hot and cold water supply, Electric toilet, Storage locker, Mirror, Hot and cold water mixer and shower, Sky shower, Complete set of sanitary accessories (soap holder, paper holder, Toilet brush holder, sanitary jet) Architectural Led decorative lighting, Lighting switches and AC sockets.

CREW CABIN 03

2 x Bunk beds, Wardrobe, Air conditioning with control switch, Vinyl flooring, Port holes with pleated blind, Veneer/Fabric/Leather wall panels, Entrance door to ensuite, Architectural Led decorative lighting, Reading lights, Lighting switches and AC sockets.

CREW CABIN EN SUITE 03

Vanity with corian counter top, Sink and tap with hot and cold water supply, Storage locker, Mirror, Electric toilet, Hot and cold water shower mixer, Sky shower, Complete set of sanitary accessories (soap holder, paper holder, Toilet brush holder, sanitary jet) Architectural Led decorative lighting, Lighting switches and AC sockets.

CREW CABIN 04

2 x Bunk beds, Wardrobe, Air conditioning with control switch, Vinyl flooring, Port holes with pleated blinds, Veneer/Fabric/Leather wall panels, Entrance door to ensuite, Architectural Led decorative lighting, Reading lights, Lighting switches and AC sockets.

CREW CABIN EN SUITE 04

Vanity with corian counter top, Sink and tap with hot and cold water supply, Storage locker, Mirror, Electric toilet, Hot and cold water shower mixer, Sky shower, Complete set of sanitary accessories (soap holder, paper holder, Toilet brush holder, sanitary jet) Architectural Led decorative lighting, Lighting switches and AC sockets.

DECK FITTINGS

Side pantograph door on Port and Starboard side, 2 x Hydraulic Anchor windlass with hand controls, Stainless steel bow guard and anchor pockets, 2 x Anchors (150kg each), 2 x Chains for anchors 150m length U2 grade of 17.5mm dia, 2 x Capstans and pop-up cleats located in aft cockpit, 4 x Stainless cleats on bow, 2 x Stainless deck cleats on swim plat form, 8 x Hawser pipes, Deck hatch access to chain locker, Fresh water deck wash outlets at forward, aft and upper deck and mid ship, Stainless steel guard rails, Safety glass side windows and wind screen with stainless steel trims, Wind screen wipers with fresh water washing system, Teak wood fitted on swim platform, cockpit and side decks, Self draining, Lighting around the side decks, Upholstered Sofa seat and table at forward area, 1 x Round table at forward area, Stainless steel guard railing at main deck gunnel, upper deck gunnel, forward area and fly bridge, Fuel and Water fillers and Black tank overboard discharge, Name board with lighting, S.S Flagpole on upper deck aft, Hydraulic door for Stern garage, Round shape portholes, 12 x Under water lights.

MAIN DECK AFT COCKPIT

Cockpit lighting, Stainless steel handrails, Self Draining, Stainless steel framed sliding door to Saloon, Storage within aft seat moulding Integral stairway to upper deck with Teak treads, Bathing platform, Stairs to garage and engine room, 2 x Speakers connected to main saloon, 2 x pop-up cleats, 2 x Capstans located in aft cockpit, Stainless steel Transom doors with signage 135, Cockpit table, Steps to down bathing platform,Transformer, Cockpit stainless steel supports to upper deck, Port and Starboard side bulkwalk doors at aft and mid ship, Hot/Cold water hand shower, Fire damper pull cables, Emergency fuel shutoff valve, Engine room fire cylinder pull cable, Fire hydrant and fire hose reel with nozzle, Deck wash at forward, aft and upper deck Television and telephone connections, 3-Phase, 125Amps dock side connection with 30 meter length cable and cable master system, Fresh water input and out let, Upholstered sofa seats, 2 x Pop-up cleats on bathing platform, Entertainment system, Marine grade 100w speakers, Marine grade 300w speakers.

RUDDER COMPARTMENT

Power steering pack, Trim tab hydraulic pump, Transformer hydraulic pump, Shore power connection box (200Amp, 415V, 3PN, 50Hz), Sink and tap with hot and cold water supply, Washer/Dryer, Shore power cable and drum.

UPPER DECK COCKPIT

Stair way from lower deck cockpit, Stainless steel railing, 2 x Liferrafts (16 persons each), Dining table with seating, Entertainment system, LCD TV 32", Ceiling speakers, Ceiling sub woofer, Satellite receiver, Teak decking, Corian counter top, Sink and tap with hot and cold water supply, Fridge and Ice maker, Patio door, Upholstered sofa seats, Stair way to flybridge, Self draining.

FLY-BRIDGE

Stairway from upper deck, Stainless steel framed wind deflector screen, Fiberglass hard top, Lighting on under side of hard top, Stainless steel railings, Fully-fitted wet bar with corian top, Tap with hot and cold water supply, Fridge, Ice maker, Dining table with seating, "U" shaped sofa seating and table, Port and starboard side sofa seats and tables, Entertainment system, Ceiling speakers, Ceiling sub woofer, Steps to Jacuzzi with stainless steel hand railing, Upholstered sofa seating, Jacuzzi, Electric barbeque, Storage under the sofa seats Deck lights and flood lights, Port and starboard side navigation lights, MF/HF Radio antenna.

FLY-BRIDGE HELM

Helm seat with fore and aft adjustment system, Instruments console with engine instruments and fuel gauges, Dual stations instruments and controls at flybridge helm, Steering wheel, Engine throttle, Port and starboard side engine rpm gauges, Rudder angle gauge, Trim tab gauge, 2 x Navigation displays, Wind displays, Auto pilot, Port and starboard side engine controls, Bow thruster control, Windlass controls, Trim tab switches, Light switches, VHF Radio and hand set, 2 x MCU 001 Key board controls.

MAST

The following equipments are installed on Mast stand: Platform for radar and areals, Lighting arrestor, Anchor light, Mast head light Sailor telephone, 2 x GPS Antenna, FAX 30(2.6M Whip antenna), MF/HF Radio (2.6M Whip antenna), 2 x VHF Antenna, Satellite compass, FWD Search light Not Under Command light 1 Not Under Command light 2, Flir camera, Pan tilt camera, AFT Search light Open array 4kw scanner, Open array 6kw scanner, Thuraya satellite phone, NX 7H Antenna, GVA- 100 combine antenna (AIS), TV satellite.

ENGINE ROOM

2 x Main engines (Twin MTU 12V 4000 M93L 3400HP), Gear boxes (ZF 7600 A), 2 x Generators 100KW, 50Hz, 3-phase, 380V, Stabilizers system, Stabilizer PTO pumps driven from each gear box, Hydraulic pumps for stabilizer/bow thruster and Anchor winch, Oil exchange system for engines/gear boxes/generators, Intakes for air circulation, 2 x Extractor fans, Temperature sensor on exhaust jackets, Flexible mountings for generators/engines, Engines/Generators equipped with water-injected exhaust pipes, Fire extinguishing system is installed with necessary nozzles, Siren is operating automatically when fire alarm is activated Light work bench is installed in engine room, Vice of Forged steel, Near workbench outlets of 380/220V AC, Storage space for spare parts list, Flooring system to be rattle free Stainless steel guard railings are fitted around the main engines, Fresh lube oil storage tank of 120 Gallons, Dirty lube oil storage tank of 120 Gallons, Bilge alarm system, Camera monitoring system, Synchronizing and load sharing system, Water cooling system for generators/engines, Sewerage treatment plant, Fuel transfer manifold, Port and starboard side chillers control boxes, 2 x Water maker's 1800 l/day, Horn compressor, Battery bank and battery bank key switch panel, Lube oil manifold, Fuel drain manifold, Chlorine tank, 2 x Battery chargers, 2 x Oil/water separator filters, 2 x Commercial prefilers, Fuel centrifuge (max.2000 l/h, operating pressure 3bar), Water maker control panel, Port and starboard oil pressure, engine temperature, DC voltage, engine hour's gauges and auto/manual engine controls, Port and starboard side exhaust fan control boxes, Fresh water inlet connection Stern garage control boxes, Telephone point Horn compressor relay box.

FUEL SYSTEM

Fuel capacity 10000 US Gallons, Six integrated fuel tanks and one day tank integrated, Isolation valves to fuel manifold, All tanks provided with manholes, fill pipes, ventilation pipes, and connection pipes to manifold Fuel shutoff valve, Fuel filters for engines/generators Electric fuel transfers pump 380V/3-phase, Fuel manual pump, All valves are ball type, Fuel lines are made of stainless steel, Fuel pipe connections to engines/generators and auxiliary by flexible hoses.

FIRE AND BILGE SYSTEM

Bilge alarm system is installed, Fire line manifold system is installed in engine room, 1 x mechanical pump with bypass valves for fire purpose, 1 x mechanical pump with bypass valves for bilge purpose, 1 x Hand operated bilge pump with bypass valves for suction of the bilges in each water tight compartment, Automatic bilge pumps fitted in each compartment (2000GPH), Suction lines are connected to mechanical pump, Fresh water line is connected to manifold for priming and cleaning, Fuel lines are CuNiFer/Stainless steel pipes.

ALARM

Alarm functions are monitored, Bilge, General alarm, Day tank level high and low, Sewage tank level high, Fresh water low level, Fuel oil storage tank low level, Fire alarm with schematic position indication, Open/closed port hole.

FIRE EXTINGUISHING SYSTEM

Fire alarm with central in wheel house and smoke sensors in all cabins, Portable fire extinguishers are installed in all cabins, FM 200 fire extinguishing system for engine room, Fire hydrant outlets with fire hose and nozzles at, Main deck aft cockpit port side, Upper deck aft cockpit port side, Forward area port side, Main deck galley, Lower deck stair case down side.

UNDERWATER GEAR

Direct shaft drive through tunnels, 2 x Propellers, 5-bladed, AB2 material, 2 x Bronze P-brackets, 2 x Bronze rudders, 2 x Duplex steel tail shafts, Hydraulic bow thruster, Stabilizer system, Seawater strainers-2 for main engines/2 for generators, 2 x Hydraulic trim tabs Cathodic protection provided by zinc anodes.

ELECTRICAL SYSTEM

Electrical system of the boat is 3-phase, 380/415V, 50Hz (limiting fluctuations in shore power voltage to +/- 4%), Main shore power supplied by two generators (100kw), 3-phase dockside connection (125Amp) with Cable master system, Telephone and television dockside connection, Power management and load sharing protection system, Battery isolation switches, 2 x Batteries 24V, 200Amp for port side engine, 2 x Batteries 24V, 200Amp for starboard side engine, 2 x Batteries 24V, 200Amp for generators, 2 x Batteries 24V 200Amp for service, 2 x Batteries 24V, 200Amp for machinery, 2 x Batteries 24V, 200Amp for emergency bank, Batteries are charged by five battery chargers, Service and Machinery battery charger 24V, 100Amp, Port and Starboard engine battery charger 24V, 100Amp Emergency battery charger 24V, 80Amp, Generator battery charger 24V, 30Amp, MF/HF Radio battery charger 24V, 50Amp, Main switch board system equipped with magnetic contactors, overload protections and short circuit protections, 380/415V panel is equipped with the following apparatus for each generator, Volt meter with select switch, Frequency indicator, Ampere meter with current transformers, Watt meter, Signal light on, Signal light alarm, Signal light disconnect, For shore connections: Volt meter with select switch, Ampere meter with current transformers, Phase sequence meter, Signal light connect, Signal light disconnect, Signal light shore energized, For 24V system:Voltmeter for general service battery, Voltmeter with change over switch for the starting batteries, Ampere meter, Outgoing circuits protected by circuit breakers, All motors to be 220V, single phase and 380/415V 3-phase, 50 Hz, All cables to be color coded, Protection to the phase line sequence, Secondary distribution panels are placed at:Main deck (Pantry), Lower deck (Lobby), Wheel house (AC panel), Wheel house (Navigation DC panel), Main panel in wheelhouse contain following:Navigation lights, Deck lighting, Navigation equipments, All the lighting systems are 2-pole installed 24V DC and 220V AC 220V AC power outlets in all cabins, Navigation lights according to the international regulations, Navigation lights (red and green), Stern light, Head on mast, Anchor light on mast, NUC Light -1, NUC Light -2, Tank senders for all tanks, Emergency lighting for all cabins, 2 x Exhaust fans (3-phase) installed in engine room.

SANITARY SYSTEM

Teema toilet system 24V DC pump discharging to black water tank, Black water tank with level indication at monitoring panel, Manual tank over board discharge, Washbasins and Showers draining to main grey water tank, Air conditioning units draining to grey water tank Grey and Black water tank with automatic/manual pump out and tank full warning light at monitoring panel, Grey and Black water pumps are 380/415V, 3-phase.

FRESH WATER AND HOT WATER SYSTEM

2 x AC fresh water pump 230V, 50Hz, 5Amps pressure system, Pressurised hot and cold water system, 4 x Marine standard electric water heaters for hot water (each capacity 67Lts), Water heated by 240V immersion heater, G/F piping throughout supplying all outlets Filling and ventilations to side deck, Dock connection for shore water supply on aft swimming platform with pressure reducer, One handheld shower with hot and cold water supply on swimming platform.2 x Water makers 1800L/day, 380/415V, 3 phase, 50 Hz for fresh water

AIR CONDITIONING

Chilled water type air conditioning system with capacity 400 000 BTU, All compressors on 380/415V and handlers on 220V, 2 x Sea water pumps for chillers, 2 x Chiller water pumps, Air handlers supplying cold air to each accommodation cabin, All plumbing lines are PVC pipes, All plumbing lines are well insulated, Chillers cooling pipe lines are made of CuNiFer/stainless steel, A/C control switches in all cabins.

SAFETY EQUIPMENT

24 x Solas Life jackets for adults and childrens, 6 x Life rings, 2 x life rafts (16 persons each).

OTHER ITEMS SUPPLIED

Fenders-12 no, First Aid kit-02no, Life blanket-02no, Mooring lines, Boat hooks-02no, Owner's manuals.

USA SPECIFICATIONS AVAILABLE UPON REQUEST.

MAJESTY 135



MAJESTY YACHTS

Majesty Yachts




Gulf Craft launched its range of luxury fly-bridge yachts in 2004, and today features an innovative and extensive range of yachts from 44 feet to 135 feet. Majesty Yachts relies on a in-house design team, as well as on Dutch, Italian, British and Australian designers, catering to diverse global tastes in exterior styling and interior design. The Majesty Yachts team combines technical know-how, practical experience, and decades of steady investment to deliver personalized luxury.

Operating from a 500,000 square foot modern facility, Majesty Yachts are built to leading international standards, including ABS, MCA, BV and RINA, and under strict supervision such as Lloyds, ensuring no compromise between luxury and safety. Majesty Yachts has also built to charter specifications, the US Coast Guard and Australian Coast Guard specifications.

Technologies used in the Majesty Yachts range include advanced composite construction and vacuum infusion processes, water-jet drives engineered on large yachts, and gyro marine stabilizers.

Some of the recent Majesty Yachts accomplishments include the Majesty 130, which notched up 10,000 nautical miles in her maiden voyage, and the introduction in the South American market of the Majesty 50 and Majesty 56.

Owners of Majesty Yachts enjoy luxury that's meaningful, customization without the price premium, and performance-based sea keeping. The result is that Majesty owners are today cruising four continents with the confidence in a yard that's committed to sustainably growing its market by selling its yachts, and offering unforgettable yachting experiences.





Gulf Craft is the Middle East's and Asia's leading manufacturer of leisure boats and yachts. Founded in the United Arab Emirates in 1982, Gulf Craft today exports a range of vessels from 26 foot runabouts to 135 foot triple deck luxury yachts, making it one of the most diverse portfolios in the leisure marine industry.

With Gulf Craft's nearly 30 prolific years building boats, and 135 years of management experience in the industry, we have learned the art of combining seafaring passion and luxury with sensible manufacturing, dutiful craftsmanship, and exacting international standards. It is in this space that we excel. Gulf Craft is a company built on the soil of Arabian heritage, and in the honored memory of seafaring forefathers. Forefathers that respected the principle that proper form is in its effectiveness.

Gulf Craft employs 1,400 skilled craftsmen and owns state of the art manufacturing and servicing facilities across 5 sites. This enables us to in-house major production processes and ensure tighter quality control, cost efficiency, and the ability to be flexible with client requirements. Gulf Craft has grown into one of a handful of manufacturers in the world with the skill and capacity to produce luxury super-yachts of more than 100 feet in length, and to embed in all its craft the latest technologies to meet challenging design and performance requirements.

Above all, Gulf Craft's vision is to deliver unforgettable boating experiences. This means not only being at the forefront of our industry, but that we are also known for providing innovation and quality without the price premium. Professional and business integrity is key to this vision. Diligent environmental and social responsibility policies and practices demonstrate our care towards our clients, partners, suppliers, staff and ultimately the community in which we operate.

The result is that Majesty owners are today cruising four continents with the resilient confidence in a yard that's committed to sustainably growing its market by selling its yachts at sea.

