

CARVER

SPECIFICATIONS

C34



KEY SPECIFICATIONS

LOA with platform and gunnel molding	35' 6"	10.82 m
Beam	13' 0"	3.96 m
Draft (full load)	42"	1.07 m
Weight (dry with smallest engines)	18,000 lbs. (Dry)	7484 kg
Bridge Clearance (full load)	12' 7"	3.8 m
Fuel System	250 U.S. gallons	946 liters
Water System	90 U.S. gallons	340 liters
Holding Tank	35 U.S. gallons	132 liters
Cabin Headroom	6'5"	1.95 m
Sleeps	6	



CARVER

SPECIFICATIONS

C34

CONSTRUCTION

- **Hull, Deck & Superstructure:** Hand-laid structural and non-structural fiberglass and core laminates bonded with infused epoxy resin.
- **Hull bottom:** Surface beneath the water line is sand blasted to create an optimal bonding surface for the anti-fouling paint. Sea Hawk® brand antifouling paint is sprayed onto the hull to create a smooth running bottom.
- **Stringer System:** Fiberglass encapsulated foam stringers are used throughout the yacht.
- **Interior bulkheads, cabinets and drawers:** precision cut, hand crafted cabinets constructed from a selection of woods and high pressure laminates. Drawers are lined with laminate.
- **Integral aluminum truss reinforcement** in cabin top structure

PROPULSION

- **Engines:** Twin Mercury 5.7 liter inboard engines with direct coupled v-drives. Each engine's exhaust is routed to a Hydralift muffler and underwater exhaust port.
- **Shafts and Shaft Logs:** Aquamet® 1.5" (3.8 cm) diameter stainless steel propeller shafts. Tides Marine® SureSeal shaft logs are self-aligning, dripless and maintenance free. Sacrificial anodes are installed on each shaft.
- **Rudders and Propeller Struts:** Made from durable 421 Manganese bronze.
- **Propellers:** 20" (51 cm), four blade, Nibral propellers.
- **Fuel Tanks:** Twin, 5052 aluminum tanks hold 125 gallons (473 liters) of fuel each. Port and starboard fuel fill deck fittings.
- **Trim Tabs:** Bennett Marine® 22" x 12" (56 x 30 cm) stainless steel, electro-hydraulic trim tabs.
- **Steering:** Teleflex® SeaStar hydraulic steering.
- **Helm Display:** Digital LCD display showing tachometer, hour meter, oil pressure, coolant temperature, battery voltage, fuel tank level and rudder angle indicator.

ELECTRICAL

- **12 Volt System:** Powered by an array of Series 31 12 volt batteries. Array includes two dedicated engine starting batteries and one dedicated 'house' battery. Battery banks are charged by a 60 amp charger for each bank. System ammeters are located on the ship's 12 volt distribution panel and voltmeters at the helm station. Battery ON/OFF switch for the house battery is installed in the salon and the selector switch for engine batteries is located in the engine compartment.
- **110 Volt System:** System consists of a 30 amp service supported by Maringo® 50' (15.2 m) shore power cord. Ground fault circuit interrupters are incorporated into the onboard system.
- **Television:** Cable television is supported by onboard inlets in the salon and master stateroom and a 50' (15.2 m) cable to connect to shore outlet.

FRESHWATER AND HOLDING SYSTEMS

- **Fresh Water System:** One 90 gallon (341 liter) polyethylene tank with shore water connection and integrated pressure reduction valve.
- **Fresh water fill fitting** installed on walkway. Six gallon (23 liter) water heater installed in engine compartment.
- **On demand fresh water** is delivered via a fresh water pump installed in the engine compartment.
- **On-demand sump pump** is utilized for the shower.
- **Holding Tank System:** Forty gallon (151 liter) polyethylene tank is utilized with a dockside pump out fitting on walkway of vessel.

*Standard

**Option

CARVER

SPECIFICATIONS

C34

SAFETY AND NAVIGATION

- **Bilge Pumps:** Two 1,500 gallon (5678 liter) per hour automatic bilge pumps are installed, each with a manual on/off switch at the helm. A float switch for the high bilge water alarm is installed in the engine compartment.
- **Bilge Ventilation:** Four ventilator blowers are installed in the engine compartment. Each blower creates 240 CFM volume.
- **CO Alarms:** Monitors with alarms are installed in both staterooms and the salon.
- **Engine Alarms:** Engine oil pressure and water temperature alarms are installed at the helm.
- **Fire Suppression System:** An FE241 Fireboy® automatic fire suppression system is installed in the C34's engine compartment.
- **Compass:** 4.5" flush mount, illuminated Richie® Navigator compass is mounted at the helm.
- **Seacocks:** Marine grade bronze seacocks are used on all below the waterline thru hulls. Nylon fittings are used on above the waterline outlets.

TRANSOM/SWIM DECK/COCKPIT

- **Cockpit:** 51 ft² (15,5 m²) approx., removable, self-draining
- **Entrance door:** tinted glass, aluminum frame, double hinge, secures open & closed
- **Lights, courtesy, recessed:** (4) with exterior-mounted switch, overhead in bridge extension
- **Swim Platform:** Integrated into the yacht's hull and deck. Access to the cockpit from the swim platform is through a transom door on the starboard side of the yacht.
- **Telescoping boarding ladder** is installed in recessed area of swim platform.
- **Transom:** Stainless steel handrail on top of transom. Two storage lockers in aft surface of transom.
- **Side deck stairways:** (2) integral to deck with stainless steel grab rail, access to side decks and bridge
- **Storage:** Storage locker below the bottom step to the command bridge.

DECKS

- **Rails:** 1" (2.5 cm) 316 stainless steel rails are used throughout the vessel. Rail stanchion bases are secured using aluminum backing plates laminated into the deck's fiberglass lay-up.
- **Mooring Cleats:** 10" (25 cm) mooring cleats are used at the bow, stern and amidships (total of seven cleats). Cleats are secured using aluminum backing plated fused into

the vessel's laminate.

- **Foredeck Access:** Wide walkways are on each side of the cabin top and provide safe, secure access from the cockpit to the foredeck.
- Foredeck Hatch with screen.

COMMAND BRIDGE

- **Air Deflector:** Plexiglass® wind deflector is installed on the leading edge of the command bridge.
- **Courtesy Lights:** Three recessed 12volt courtesy lights are installed on the C34 command bridge.
- **Seating:** Adjustable helm chair. Wrap around seating with table, storage under wrap around seat cushions.

Aft sun pad.

- **Beverage Holders:** Three stainless steel recessed beverage holders are on the command bridge.
- **Helm:** Swivel captain's seat, DC fuse panel for electronics, tilt steering wheel, 12 volt accessory outlet.

ENGINE ROOM

- **Bilges:** coated with white, low-VOC gelcoat

- **Insulation:** acoustical & thermal, vinyl vapor barrier

*Standard

**Option

CARVER

SPECIFICATIONS

C34

BRIDGE HELM

- **Accessory space:** for installing navigation equipment
- Adapter: 12V
- **Beverage holders:** (3) recessed, self-draining
- **Dash:** molded fiberglass
- **DC fuse panel** for helm electronics
- **Helm seat:** swivel pedestal, high-quality marine-grade upholstery, embroidery stitching, and arm rests
- **Displays:** (1 for each engine) digital LCD; tachometer, hourmeter, engine oil pressure, engine coolant temperature, engine battery voltage, fuel usage, fuel trip usage, engine diagnostics, fuel level, and rudder angle (1 for each engine)

- Light, courtesy, recessed
- Rocker switch controls
- Steering system: hydraulic
- Storage locker
- Tilt steering wheel

LOWER HELM (OPTION)

- **Accessory space:** for installing navigation equipment
- Adapter: 12V
- **Beverage holders:** recessed
- **Dash:** molded non-glare fiberglass
- **Helm seat:** bench seat, high-quality marine-grade upholstery, embroidery stitching
- **Displays:** (1 for each engine) digital LCD; tachometer, hourmeter, engine oil pressure, engine coolant temperature, engine battery voltage, fuel usage, fuel trip usage, engine diagnostics, analog; fuel level and rudder angle (1 for each engine)

- Rocker switch controls
- Tilt steering wheel
- Provisions for optional navigation electronics package: E120 display, chart plotter, depth sounder, radar, VHF radio

GALLEY

- Counter Tops: Solid surface counter-tops throughout.
- Flooring: 'Dusky Walnut'; vinyl plank flooring.
- Appliances: Dometic® 3.8 CF 14,3 l) refrigerator, microwave oven, two burner electric cook-top.
- Sink: Full-size stainless steel sink
- Lighting: Five recessed LED lights over galley counter controlled by rocker light switch.
- 110 Outlet: GFI protected 110 volt outlet.

SALON

- **Entertainment:** 24" LCD Television, DVD player, AM/FM/ CD marine quality stereo with speakers.
- **Lighting:** Eight LED lights are recessed into the salon head liner. Controlled by a rocker switch.
- **Seating:** U-shaped upholstered lounge with storage underneath seating. Dining height table.
- **Ventilation:** Salon windows slide open. Screens provided.
- **Storage:** Hinged door on salon floor provides access to storage compartment.
- **Flooring:** Plush pile 100% nylon carpeting throughout salon.

*Standard

**Option

CARVER

SPECIFICATIONS

C34

MASTER STATEROOM

- **Sleeping:** Full size, island berth with Comfort Foam mattress. Dual end tables and halogen sconce style reading lights.
- **Privacy:** Master stateroom is secured with a hinged wooden door and locking door latch.
- **Storage:** Port and starboard overhead lockers. Port and starboard hanging lockers.
- **Ventilation:** Opening overhead hatch with screen.
- **Lighting:** Natural light provided

by overhead hatch and four hull portlights with blinds. Six overhead 12 volt lights recessed in the headliner and controlled by a rocker switch. Two sconce reading lights.

- **Flooring:** Plush pile 100% nylon carpeting throughout.

VIP STATEROOM

- **Sleeping:** Twin berths with Comfort Foam mattresses.
- **Flooring:** Plush pile 100% nylon carpeting throughout.
- **Privacy:** Guest stateroom is secured with a hinged wooden door and locking door latch.

- **Lighting:** Illumination is provided by three recessed overhead LED lights controlled by a rocker switch. Two bedside reading lights. Natural light provided by hull portlight.

HEAD

- **Shower:** Fiberglass stall shower with bench seat and hinged aluminum and acrylic door. Shower head can be used as a hand shower. Sump drain with automatic pump. Exhaust fan. LED overhead light. Molded non-skid floor.
- **Toilet:** Raritan® electric pedestal toilet with freshwater flush.
- **Vanity:** Vanity is equipped with vessel sink, under sink storage, solid surface

counter top, mirrored medicine cabinet.

- **Lighting:** Two LED lights recessed in the headliner and controlled by wall mounted rocker switch.
- **Electrical:** 110 volt GFI protected outlet.

CARVER

C34

OWNER PREFERENCES

PROPULSION: DIESEL ENGINES

- Twin Volvo Penta D4 300 HP, freshwater cooled w/7" LCD gauge display.
- Xenta® joystick control: Integrate diesel engines with bow and stern thrusters.
- Thrusters: Bow thruster or bow and stern thrusters can be installed with gasoline or diesel propulsion systems. Installation includes two Series 31 12 volt batteries and 60 amp battery charger. Thrusters are 7.3", 4 HP (185 mm).
- Engine Oil Change System: Each engine can be equipped with an integrated engine crank case oil changing system.

ELECTRICAL:

- Air Conditioning: Units are equipped for air conditioning and reverse cycle heat. Installation includes second 30 amp shore power connection with Marinco® 50' shore power cord and second shore power electrical panel. Single zone 16,000 BTU or dual zone 25,000 BTU installations are available.
- Generators: Generator includes a dedicated series 31 generator starting battery and 10 amp battery charger. The following generators are available:

- Kohler® 7.5kW, 60 Hz gasoline generator with sound shield.
- Kohler® 9kW, 60 Hz diesel generator with sound shield.
- Kohler® 6kW, 50 Hz gasoline generator with sound shield (non-USA applications).
- Kohler® 7kW, 50 Hz diesel generator with sound shield (non-USA applications).
- Underwater transom lights.
- 220 Shore power. FRESH Water & Holding tank

SYSTEMS:

- Discharge: After tank overboard discharge pump, plumbing and thru- hull.
- Grey Water System: 40 gallon (151 liter) holding tank and plumbing with deck discharge.
- Hand Shower: Hot and cold water hand shower installed on transom.
- Transom Washdown: Several options are available: fresh water only, sea water only, both fresh or sea water.

SAFETY &

NAVIGATION:

- Ground Tackle: Windlass with 150' (46 m) 5/16" (8mm) chain, shackle, chafe plate and 35 pound (16 kg) Danforth style anchor.
- Spotlight: ITT Jabsco® remote

control spotlight mounted on bow rail.

- Spare Propellers and Propeller Shaft: Matched pair of 20" propellers and one shaft.
- Instrumentation: Bridge package to include Raymarine® E-Series E127 multifunction display, Raymarine® model 240 VHF radio, digital sonar, depth and temperature transducer.

COCKPIT & BRIDGE

AMENITIES:

- Cockpit Ice Maker: U-Line® 23 pounds (10 kg) per day.
- Cockpit Refrigerator: Idel® 1.75 cf (50 liter). Choose either ice maker OR refrigerator.
- Cockpit Table.
- Cockpit Lounge: L-shaped lounge seat to port with single seat on starboard.
- Bridge Table.

CANVAS:

- Bimini Top: Black Sunbrella® or White Stamoid®.
- Bimini with command bridge enclosure.
- Seat Covers: Helm and seat covers for command bridge.

ENTERTAINMENT:

- Television: 19" LED/LCD television & DVD player in Master Stateroom.

DECOR:

- Exterior Carpet: Snap in, all weather carpet for Command Bridge and cockpit.
- Sheets and towels: Color coordinated sheets and towels with embroidered Carver Yachts logo. Set includes fitted sheets, flat sheets, pillow cases, bath towels, hand towels and wash cloths.
- Hull Colors: Carver white or Taupe.

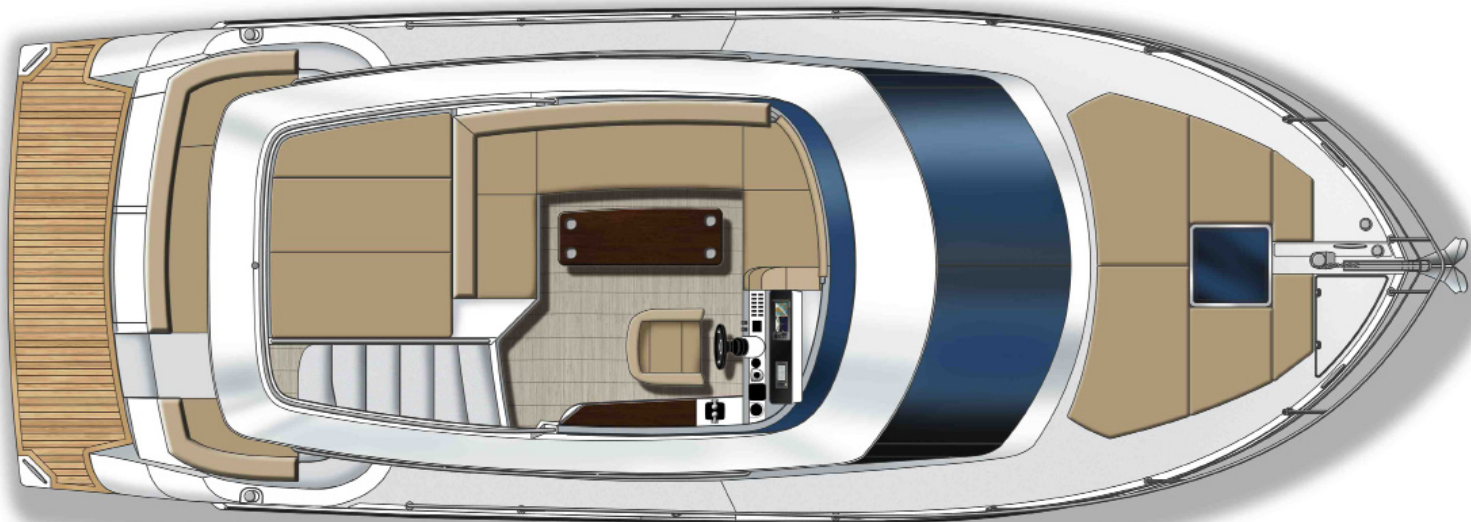
*Standard

**Option

CARVER

FLOOR PLANS

C34



BRIDGE PLAN

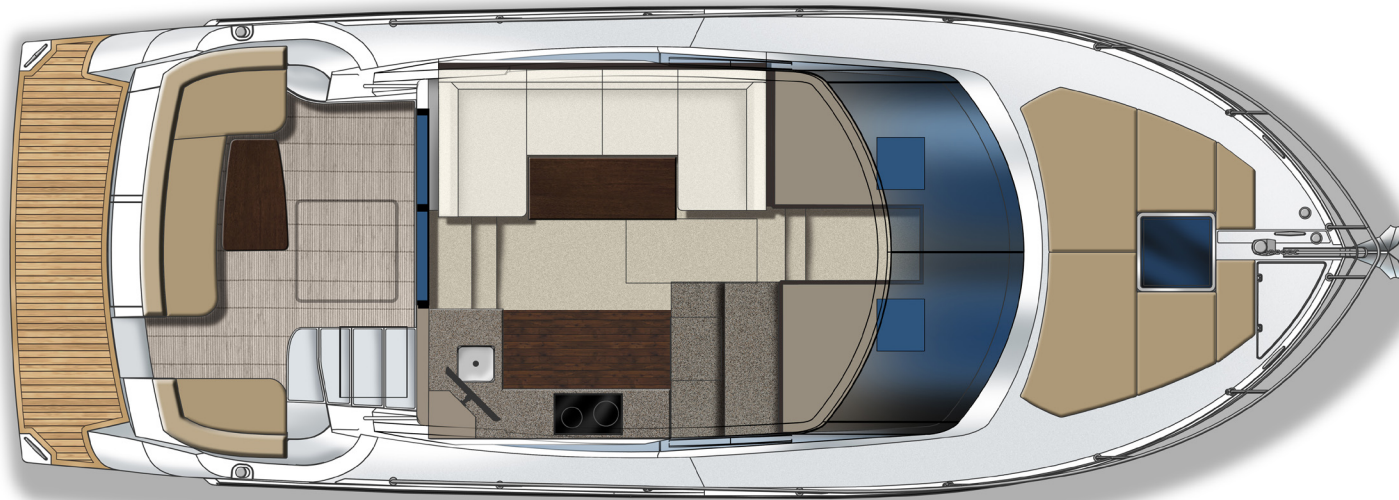


MAIN LEVEL

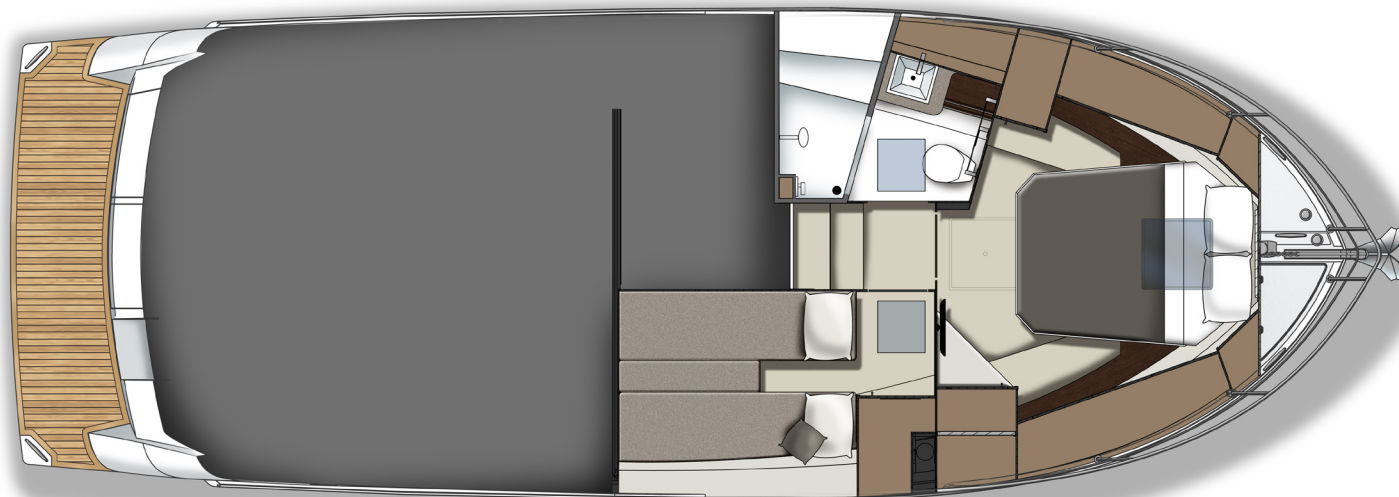
CARVER

FLOOR PLANS

C34



MAIN LEVEL: WITHOUT HELM



LOWER LEVEL